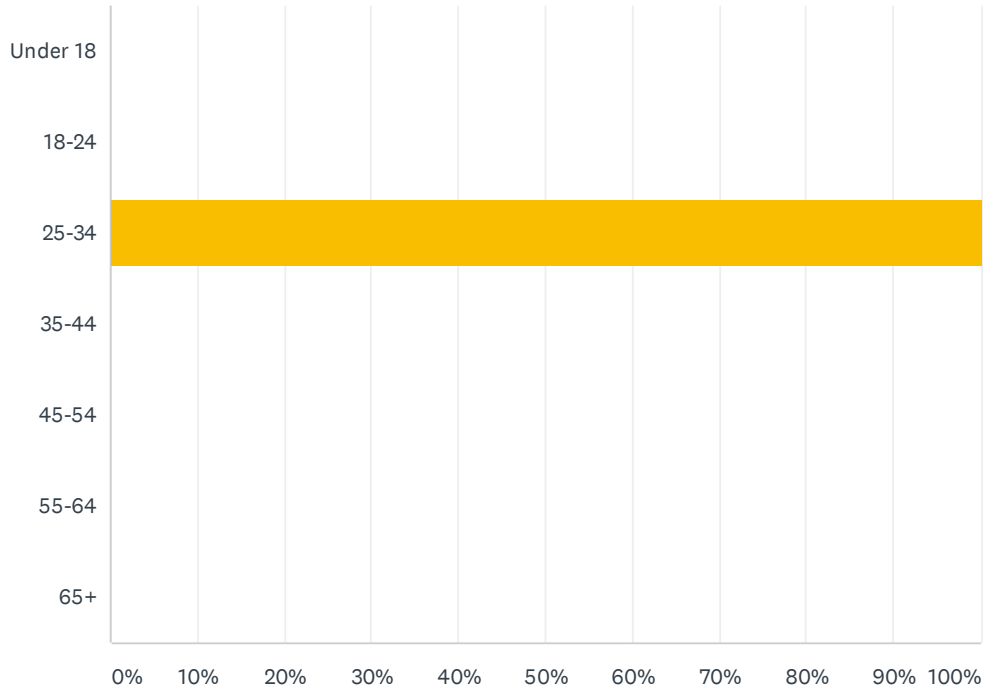


Q1 Age

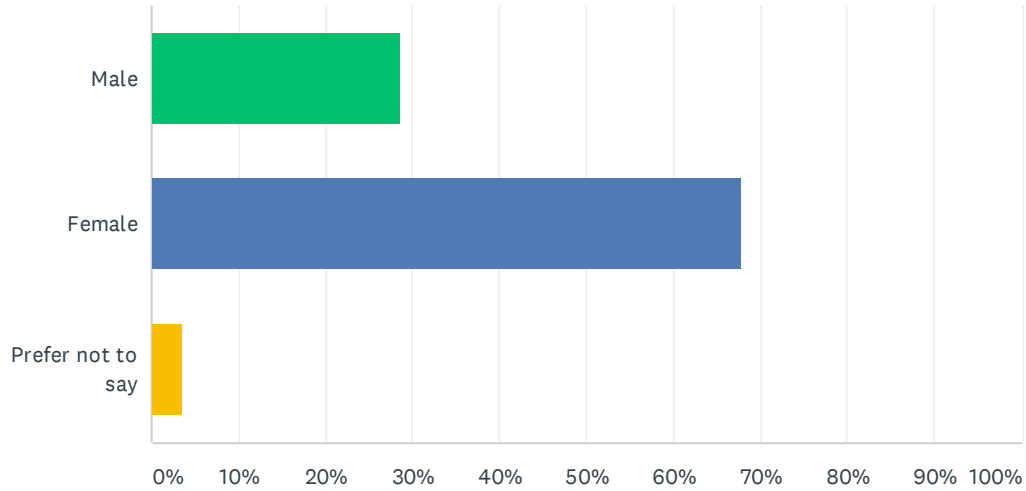
Answered: 84 Skipped: 0



ANSWER CHOICES	RESPONSES
Under 18	0.00% 0
18-24	0.00% 0
25-34	100.00% 84
35-44	0.00% 0
45-54	0.00% 0
55-64	0.00% 0
65+	0.00% 0
TOTAL	84

Q2 Gender

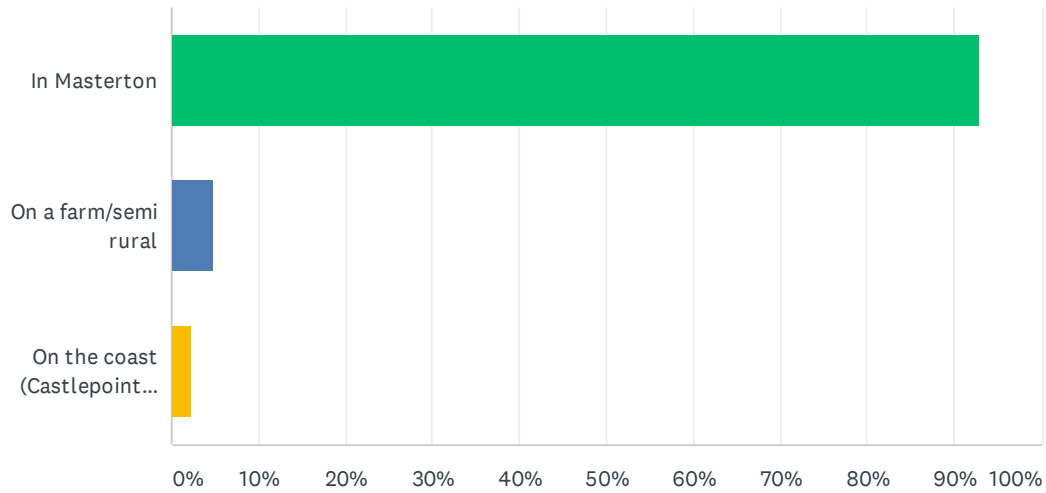
Answered: 84 Skipped: 0



ANSWER CHOICES	RESPONSES	
Male	28.57%	24
Female	67.86%	57
Prefer not to say	3.57%	3
Total Respondents: 84		

Q3 Location

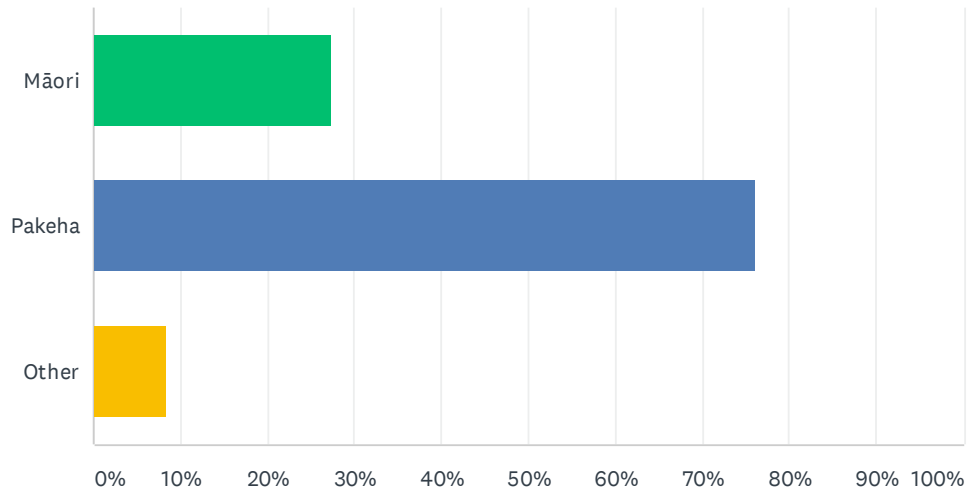
Answered: 84 Skipped: 0



ANSWER CHOICES	RESPONSES	
In Masterton	92.86%	78
On a farm/semi rural	4.76%	4
On the coast (Castlepoint/Riversdale)	2.38%	2
Total Respondents: 84		

Q4 Ethnicity

Answered: 84 Skipped: 0



ANSWER CHOICES	RESPONSES
Māori	27.38% 23
Pakeha	76.19% 64
Other	8.33% 7
Total Respondents: 84	

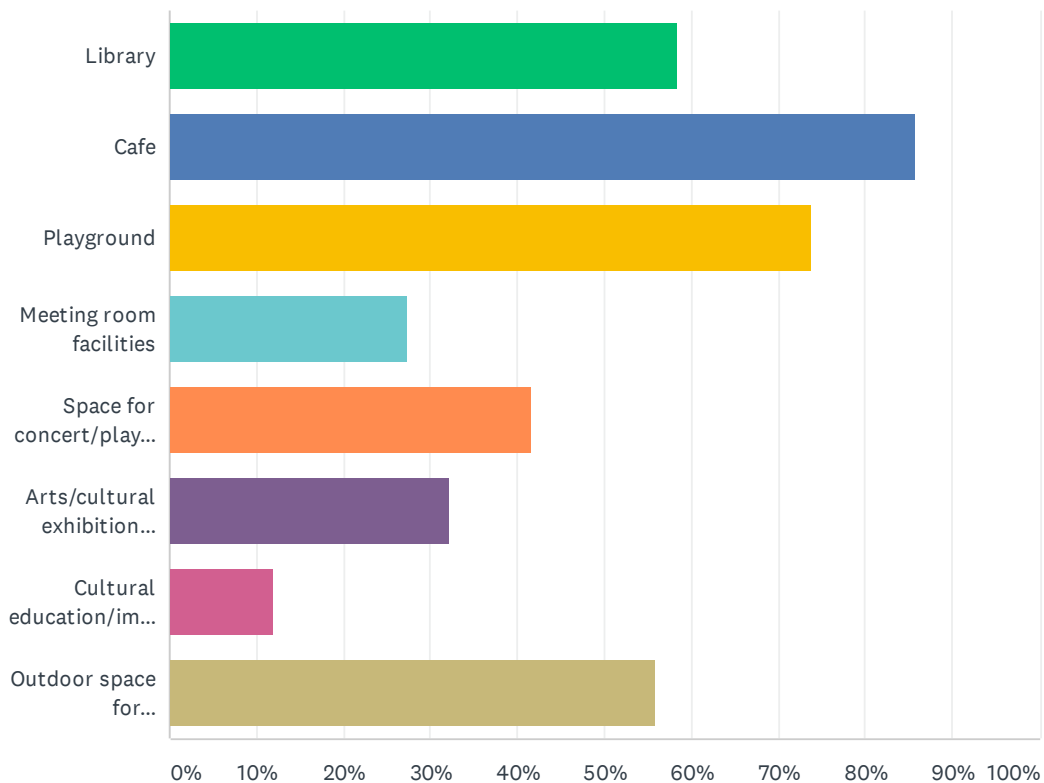
Q5 If you would like to be kept updated on this project, and other Council activities, please provide your email address.

Answered: 37 Skipped: 47

ANSWER CHOICES	RESPONSES	
Name	0.00%	0
Company	0.00%	0
Address	0.00%	0
Address 2	0.00%	0
City/Town	0.00%	0
State/Province	0.00%	0
ZIP/Postal Code	0.00%	0
Country	0.00%	0
Email Address	100.00%	37
Phone Number	0.00%	0

**Q6 Have you used or visited any of the following in the last 12 months?
Check the box next to each one that you have used or visited.**

Answered: 84 Skipped: 0



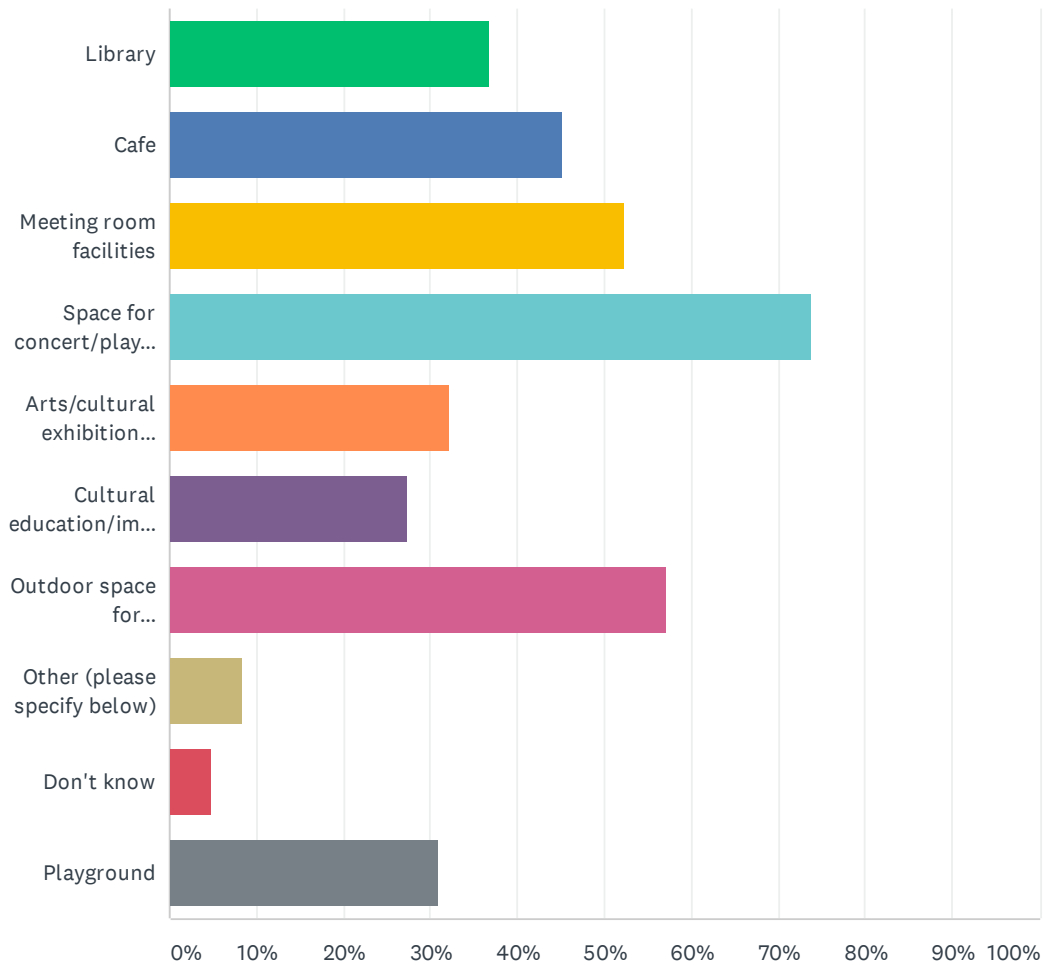
ANSWER CHOICES	RESPONSES	
Library	58.33%	49
Cafe	85.71%	72
Playground	73.81%	62
Meeting room facilities	27.38%	23
Space for concert/plays/arts and cultural events	41.67%	35
Arts/cultural exhibition space	32.14%	27
Cultural education/immersion	11.90%	10
Outdoor space for relaxation/music	55.95%	47
Total Respondents: 84		

Q7 If you have said yes to any above, please name the facility/facilities below

Answered: 55 Skipped: 29

Q8 If Masterton is to invest in a new multi-purpose facility, which of the following do you think should be part of the facility? Tick all that apply.

Answered: 84 Skipped: 0



Shared Community Spaces - Bringing Masterton Together

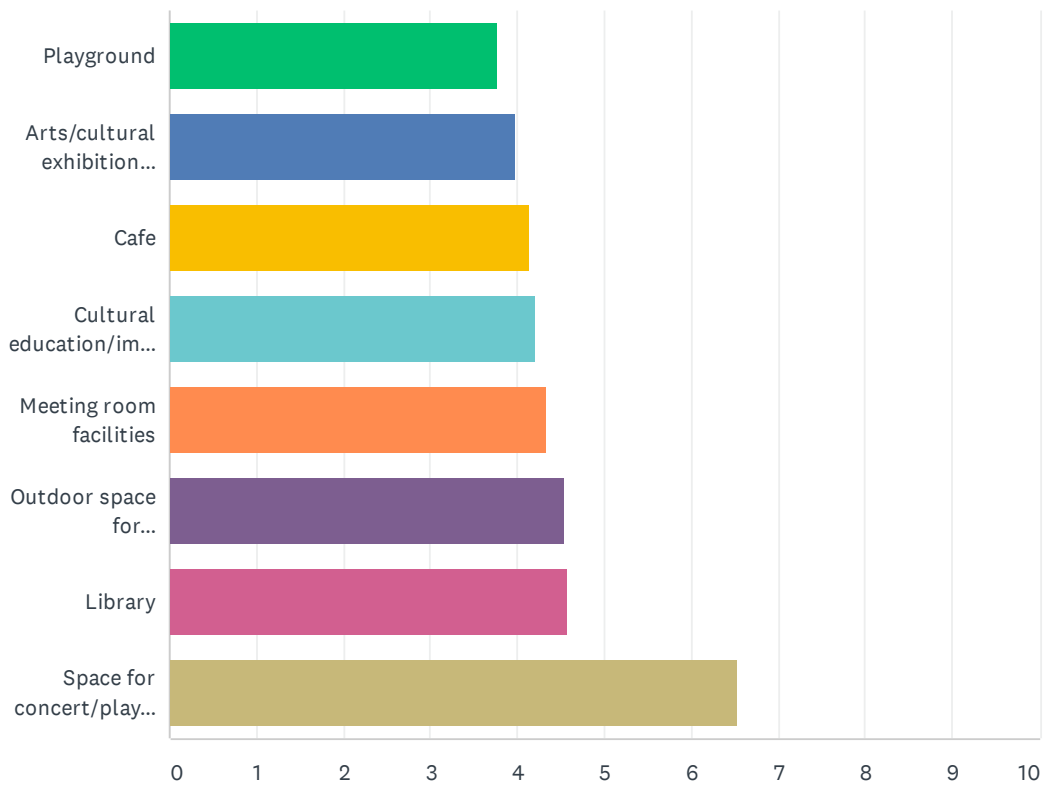
ANSWER CHOICES	RESPONSES	
Library	36.90%	31
Cafe	45.24%	38
Meeting room facilities	52.38%	44
Space for concert/plays/arts and cultural events	73.81%	62
Arts/cultural exhibition space	32.14%	27
Cultural education/immersion	27.38%	23
Outdoor space for relaxation/music	57.14%	48
Other (please specify below)	8.33%	7
Don't know	4.76%	4
Playground	30.95%	26
Total Respondents: 84		

Q9 Please write any other things not listed above that you would like to see in the space.

Answered: 25 Skipped: 59

Q10 If Masterton is to invest in a multi-purpose facility, please rank the following amenities on a scale of 1 to 8, where 1 is 'very Important and 8 is 'least important'. You can drag and drop or pick the number.

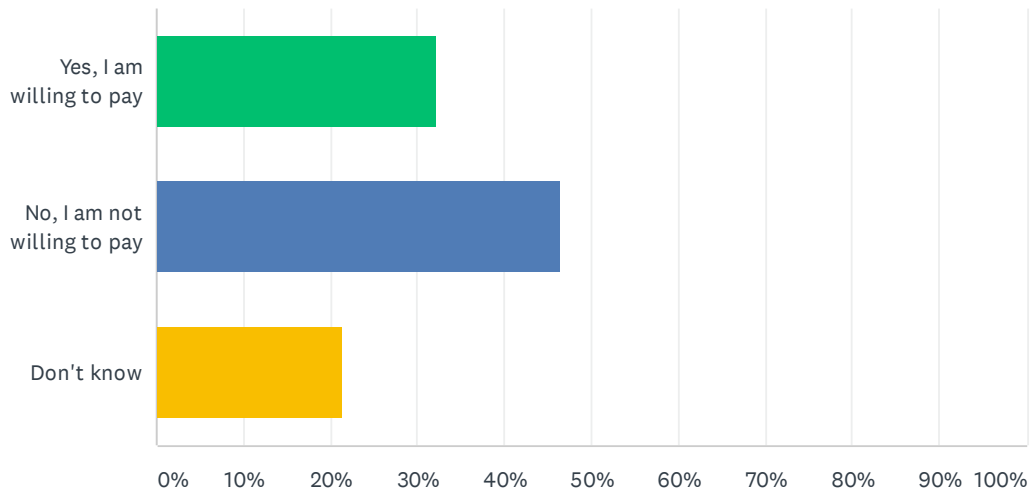
Answered: 83 Skipped: 1



	1	2	3	4	5	6	7	8	TOTAL	SCORE
Playground	6.25% 5	13.75% 11	11.25% 9	6.25% 5	8.75% 7	11.25% 9	21.25% 17	21.25% 17	80	3.77
Arts/cultural exhibition space	2.47% 2	12.35% 10	6.17% 5	16.05% 13	17.28% 14	22.22% 18	14.81% 12	8.64% 7	81	3.98
Cafe	4.94% 4	11.11% 9	12.35% 10	14.81% 12	18.52% 15	13.58% 11	9.88% 8	14.81% 12	81	4.15
Cultural education/immersion	3.66% 3	13.41% 11	17.07% 14	14.63% 12	8.54% 7	9.76% 8	24.39% 20	8.54% 7	82	4.20
Meeting room facilities	3.70% 3	14.81% 12	16.05% 13	13.58% 11	17.28% 14	13.58% 11	4.94% 4	16.05% 13	81	4.33
Outdoor space for relaxation/music	14.63% 12	7.32% 6	12.20% 10	18.29% 15	13.41% 11	12.20% 10	8.54% 7	13.41% 11	82	4.54
Library	13.58% 11	17.28% 14	13.58% 11	8.64% 7	8.64% 7	9.88% 8	11.11% 9	17.28% 14	81	4.58
Space for concert/plays and cultural events	51.85% 42	9.88% 8	12.35% 10	7.41% 6	7.41% 6	6.17% 5	4.94% 4	0.00% 0	81	6.53

Q11 Would you be willing for your household to pay an additional \$200 a year in rates, for the next 20 years, for such a multi-purpose facility?

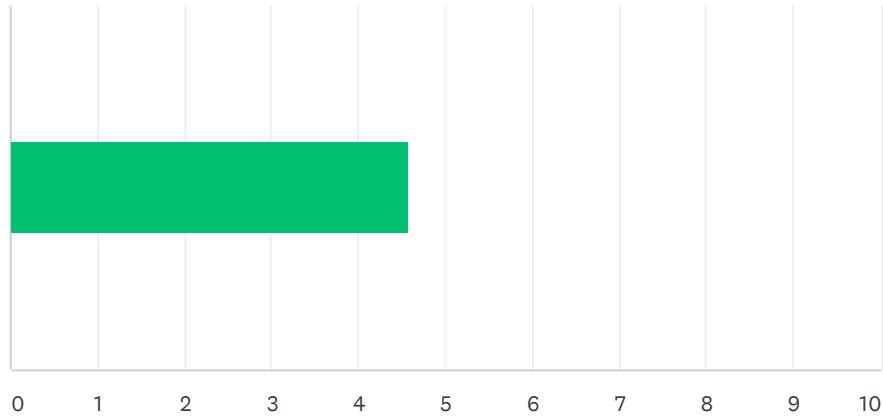
Answered: 84 Skipped: 0



ANSWER CHOICES	RESPONSES	
Yes, I am willing to pay	32.14%	27
No, I am not willing to pay	46.43%	39
Don't know	21.43%	18
TOTAL		84

Q12 On a scale of 1 to 10, where 1 is 'not important at all' and 10 is 'very important', how would you rate the importance of the facade to you.

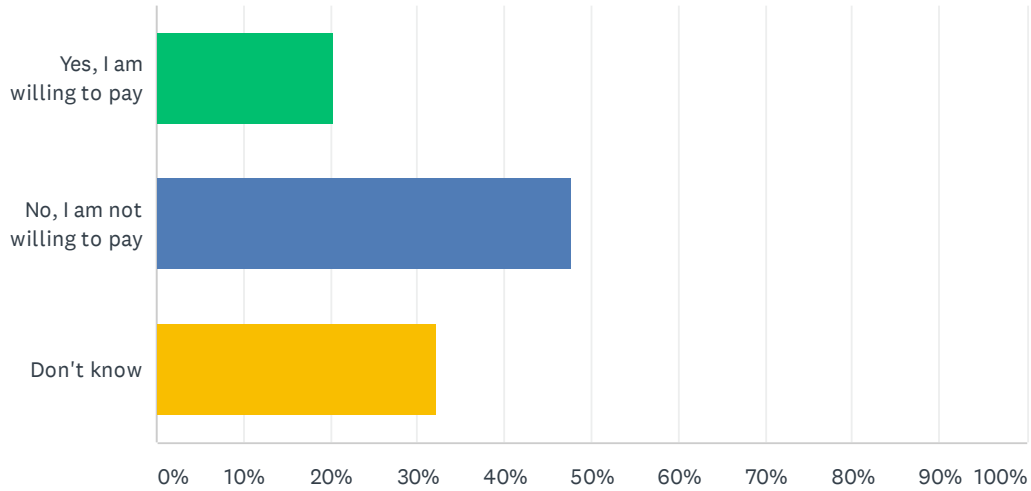
Answered: 84 Skipped: 0



ANSWER CHOICES	AVERAGE NUMBER	TOTAL NUMBER	RESPONSES
	5	385	84
Total Respondents: 84			

Q13 Would you be willing to pay to keep the facade?

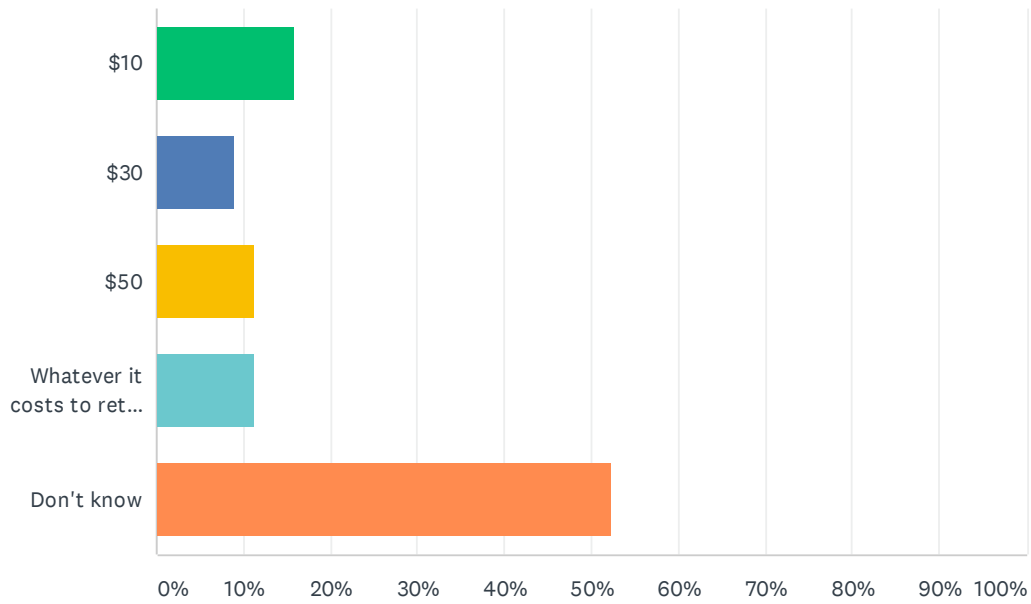
Answered: 84 Skipped: 0



ANSWER CHOICES	RESPONSES	
Yes, I am willing to pay	20.24%	17
No, I am not willing to pay	47.62%	40
Don't know	32.14%	27
TOTAL		84

Q14 If yes, how much would you be willing to pay (each year) for the facade to be retained?

Answered: 44 Skipped: 40



ANSWER CHOICES	RESPONSES	
\$10	15.91%	7
\$30	9.09%	4
\$50	11.36%	5
Whatever it costs to retain it	11.36%	5
Don't know	52.27%	23
TOTAL		44