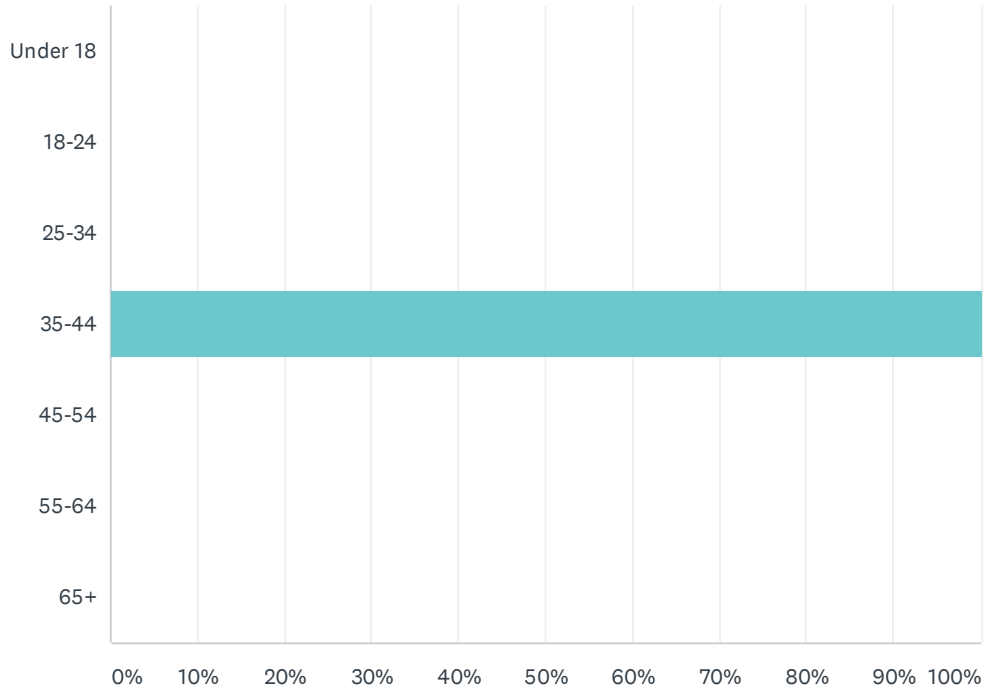


Q1 Age

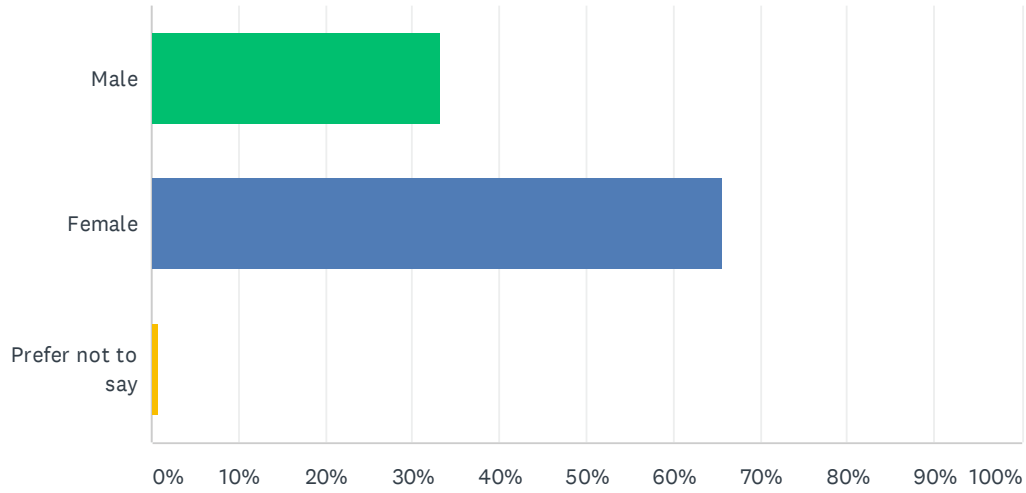
Answered: 111 Skipped: 0



ANSWER CHOICES	RESPONSES
Under 18	0.00% 0
18-24	0.00% 0
25-34	0.00% 0
35-44	100.00% 111
45-54	0.00% 0
55-64	0.00% 0
65+	0.00% 0
TOTAL	111

Q2 Gender

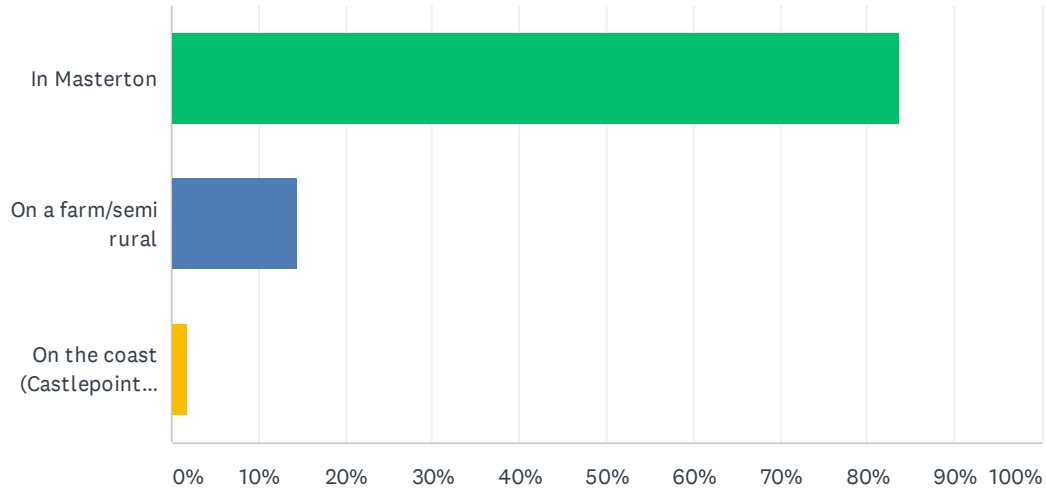
Answered: 111 Skipped: 0



ANSWER CHOICES	RESPONSES	
Male	33.33%	37
Female	65.77%	73
Prefer not to say	0.90%	1
Total Respondents: 111		

Q3 Location

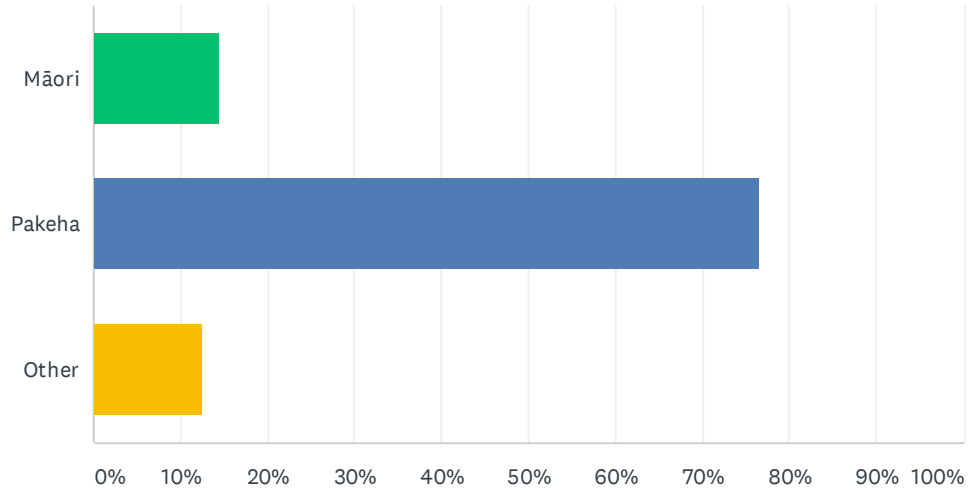
Answered: 111 Skipped: 0



ANSWER CHOICES	RESPONSES	
In Masterton	83.78%	93
On a farm/semi rural	14.41%	16
On the coast (Castlepoint/Riversdale)	1.80%	2
Total Respondents: 111		

Q4 Ethnicity

Answered: 111 Skipped: 0



ANSWER CHOICES	RESPONSES	
Māori	14.41%	16
Pakeha	76.58%	85
Other	12.61%	14
Total Respondents: 111		

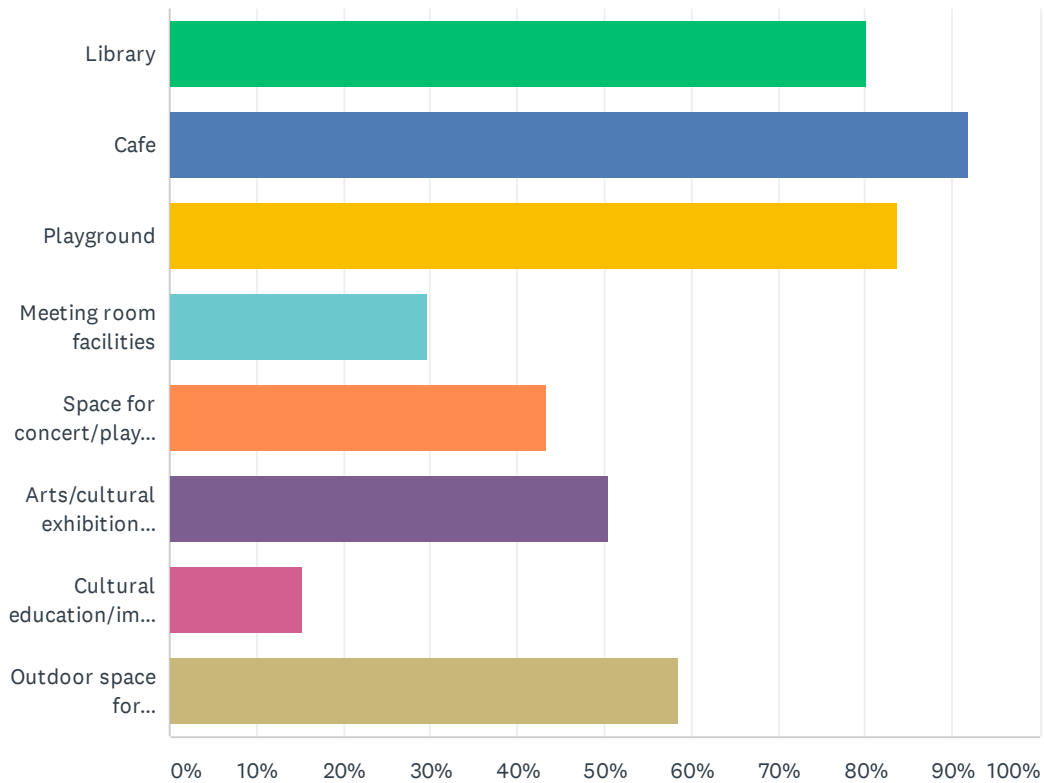
Q5 If you would like to be kept updated on this project, and other Council activities, please provide your email address.

Answered: 25 Skipped: 86

ANSWER CHOICES	RESPONSES	
Name	0.00%	0
Company	0.00%	0
Address	0.00%	0
Address 2	0.00%	0
City/Town	0.00%	0
State/Province	0.00%	0
ZIP/Postal Code	0.00%	0
Country	0.00%	0
Email Address	100.00%	25
Phone Number	0.00%	0

**Q6 Have you used or visited any of the following in the last 12 months?
Check the box next to each one that you have used or visited.**

Answered: 111 Skipped: 0



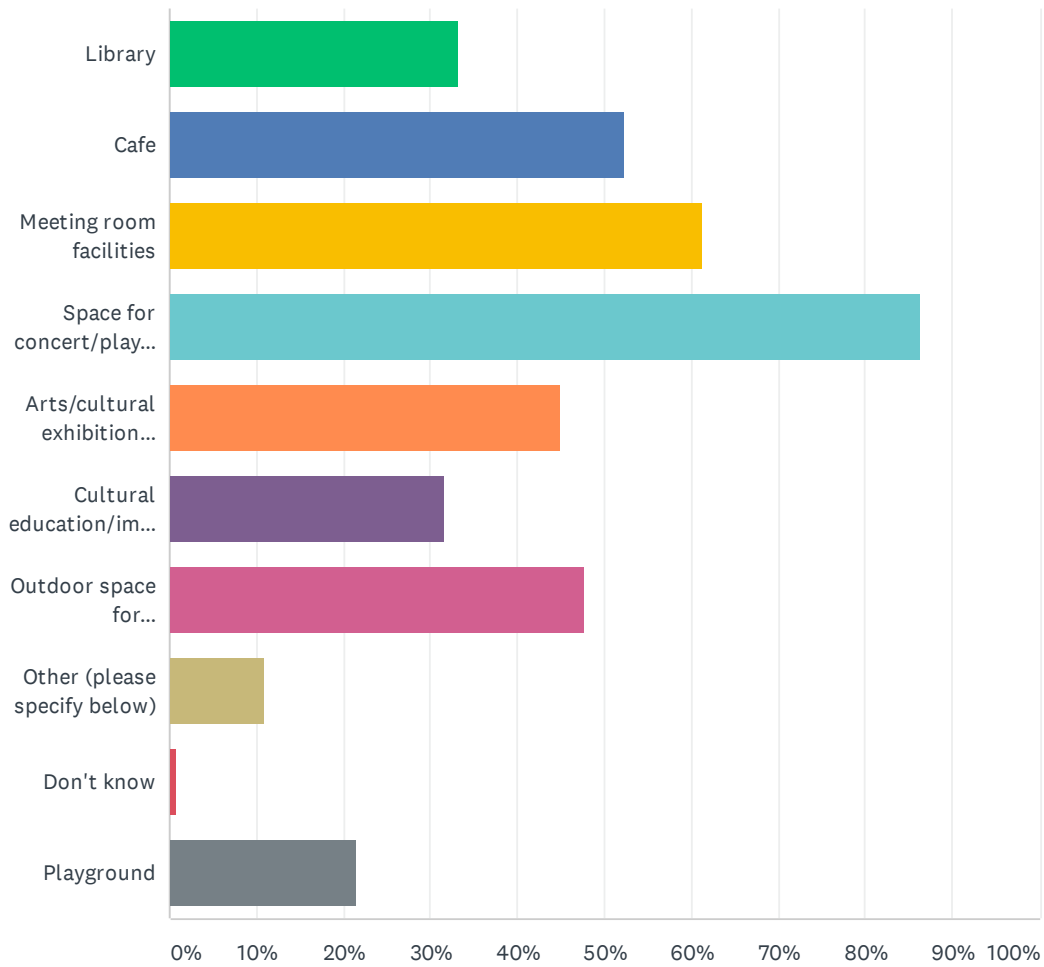
ANSWER CHOICES	RESPONSES	
Library	80.18%	89
Cafe	91.89%	102
Playground	83.78%	93
Meeting room facilities	29.73%	33
Space for concert/plays/arts and cultural events	43.24%	48
Arts/cultural exhibition space	50.45%	56
Cultural education/immersion	15.32%	17
Outdoor space for relaxation/music	58.56%	65
Total Respondents: 111		

Q7 If you have said yes to any above, please name the facility/facilities below

Answered: 65 Skipped: 46

Q8 If Masterton is to invest in a new multi-purpose facility, which of the following do you think should be part of the facility? Tick all that apply.

Answered: 111 Skipped: 0



Shared Community Spaces - Bringing Masterton Together

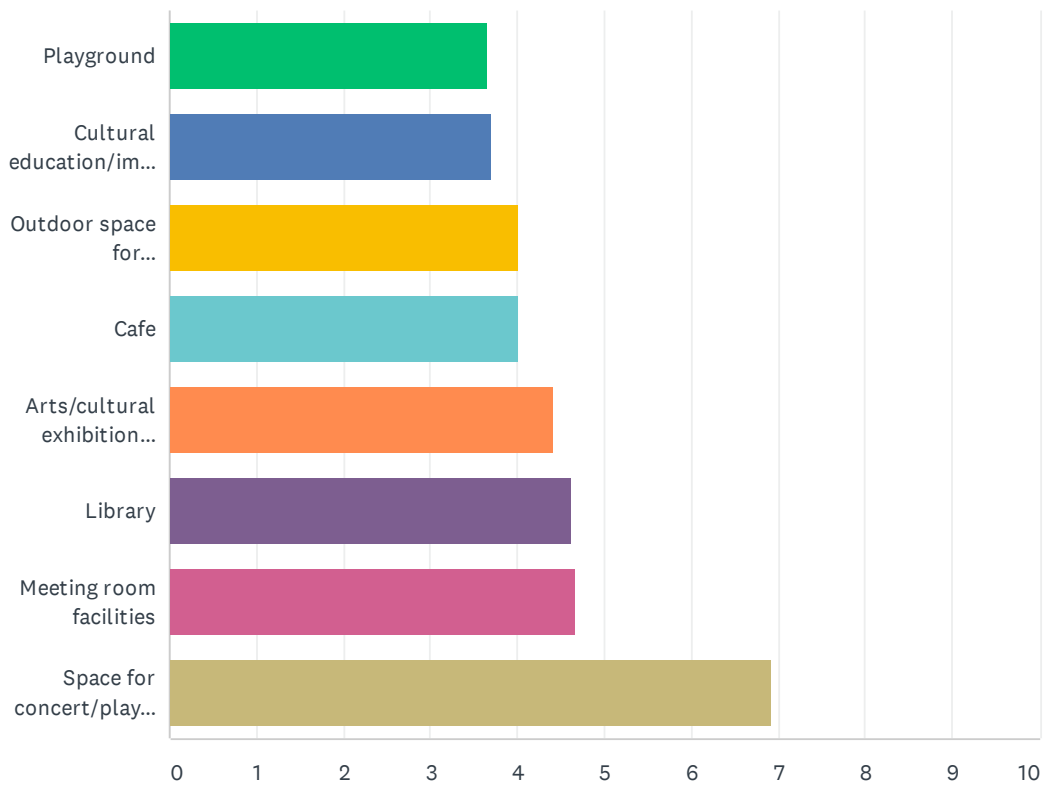
ANSWER CHOICES	RESPONSES	
Library	33.33%	37
Cafe	52.25%	58
Meeting room facilities	61.26%	68
Space for concert/plays/arts and cultural events	86.49%	96
Arts/cultural exhibition space	45.05%	50
Cultural education/immersion	31.53%	35
Outdoor space for relaxation/music	47.75%	53
Other (please specify below)	10.81%	12
Don't know	0.90%	1
Playground	21.62%	24
Total Respondents: 111		

Q9 Please write any other things not listed above that you would like to see in the space.

Answered: 43 Skipped: 68

Q10 If Masterton is to invest in a multi-purpose facility, please rank the following amenities on a scale of 1 to 8, where 1 is 'very Important and 8 is 'least important'. You can drag and drop or pick the number.

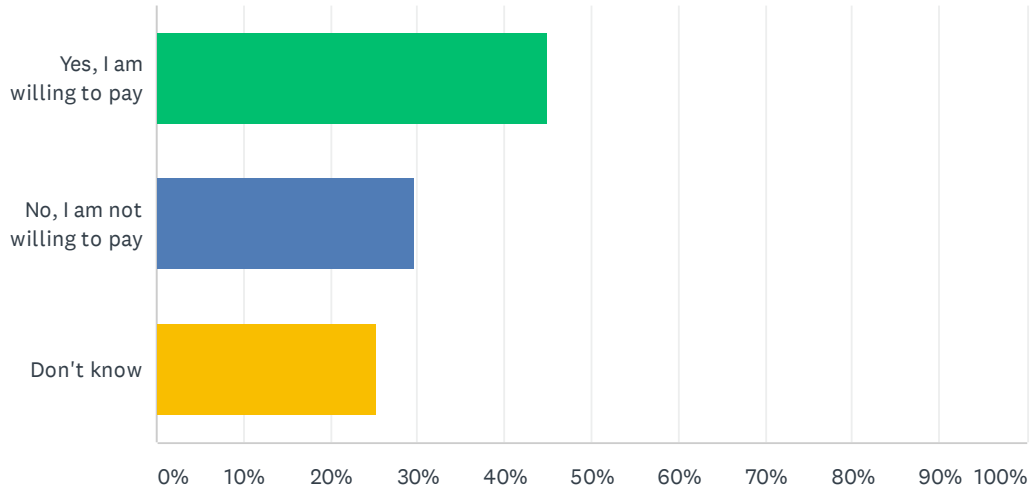
Answered: 110 Skipped: 1



	1	2	3	4	5	6	7	8	TOTAL	SCORE
Playground	4.67% 5	11.21% 12	11.21% 12	6.54% 7	10.28% 11	15.89% 17	22.43% 24	17.76% 19	107	3.67
Cultural education/immersion	2.83% 3	6.60% 7	11.32% 12	15.09% 16	14.15% 15	13.21% 14	25.47% 27	11.32% 12	106	3.71
Outdoor space for relaxation/music	3.67% 4	12.84% 14	12.84% 14	13.76% 15	14.68% 16	11.93% 13	11.01% 12	19.27% 21	109	4.01
Cafe	2.78% 3	12.96% 14	13.89% 15	11.11% 12	19.44% 21	9.26% 10	13.89% 15	16.67% 18	108	4.02
Arts/cultural exhibition space	0.00% 0	16.67% 18	16.67% 18	16.67% 18	10.19% 11	26.85% 29	7.41% 8	5.56% 6	108	4.42
Library	16.51% 18	11.93% 13	12.84% 14	11.93% 13	10.09% 11	13.76% 15	6.42% 7	16.51% 18	109	4.63
Meeting room facilities	4.67% 5	19.63% 21	15.89% 17	16.82% 18	14.02% 15	7.48% 8	13.08% 14	8.41% 9	107	4.67
Space for concert/plays and cultural events	64.55% 71	9.09% 10	5.45% 6	8.18% 9	7.27% 8	1.82% 2	0.91% 1	2.73% 3	110	6.93

Q11 Would you be willing for your household to pay an additional \$200 a year in rates, for the next 20 years, for such a multi-purpose facility?

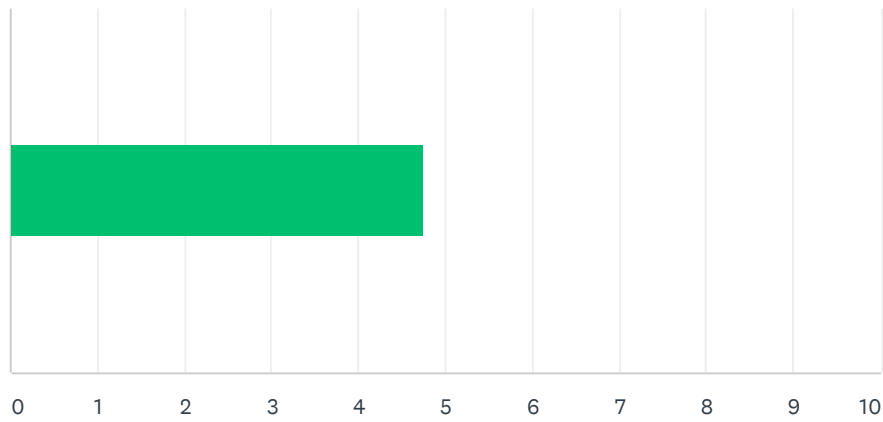
Answered: 111 Skipped: 0



ANSWER CHOICES	RESPONSES	
Yes, I am willing to pay	45.05%	50
No, I am not willing to pay	29.73%	33
Don't know	25.23%	28
TOTAL		111

Q12 On a scale of 1 to 10, where 1 is 'not important at all' and 10 is 'very important', how would you rate the importance of the facade to you.

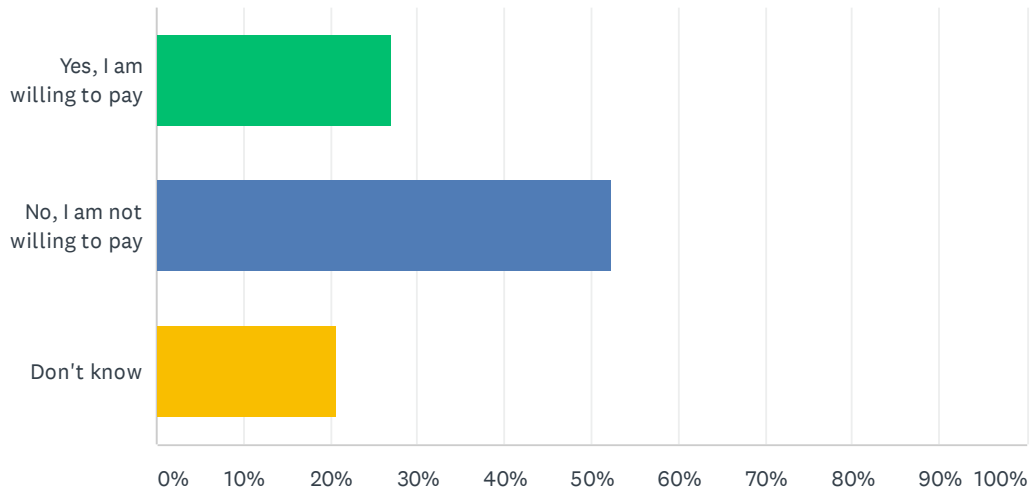
Answered: 111 Skipped: 0



ANSWER CHOICES	AVERAGE NUMBER	TOTAL NUMBER	RESPONSES
	5	528	111
Total Respondents: 111			

Q13 Would you be willing to pay to keep the facade?

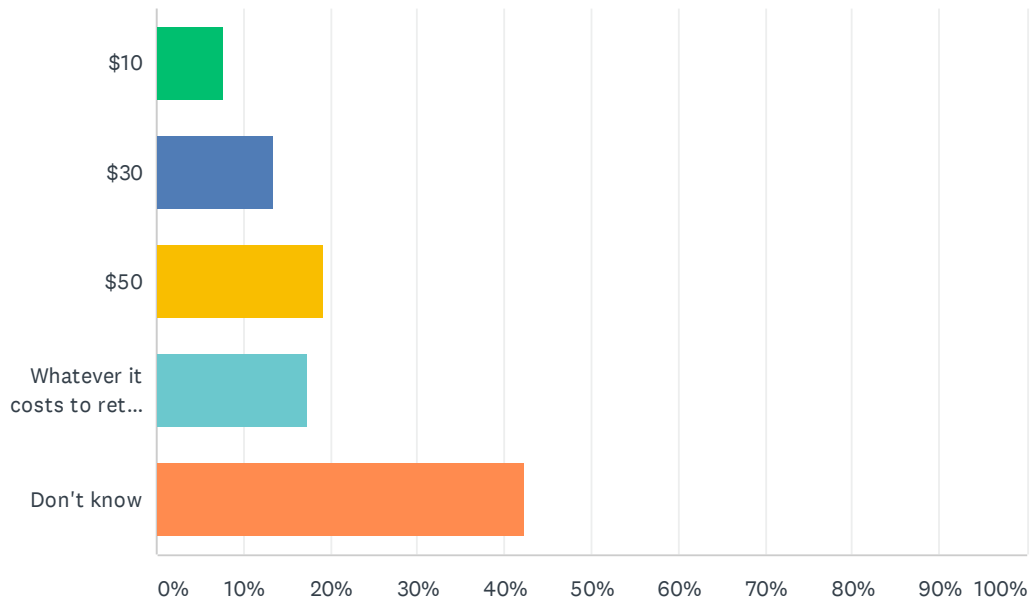
Answered: 111 Skipped: 0



ANSWER CHOICES	RESPONSES	
Yes, I am willing to pay	27.03%	30
No, I am not willing to pay	52.25%	58
Don't know	20.72%	23
TOTAL		111

Q14 If yes, how much would you be willing to pay (each year) for the facade to be retained?

Answered: 52 Skipped: 59



ANSWER CHOICES	RESPONSES	
\$10	7.69%	4
\$30	13.46%	7
\$50	19.23%	10
Whatever it costs to retain it	17.31%	9
Don't know	42.31%	22
TOTAL		52