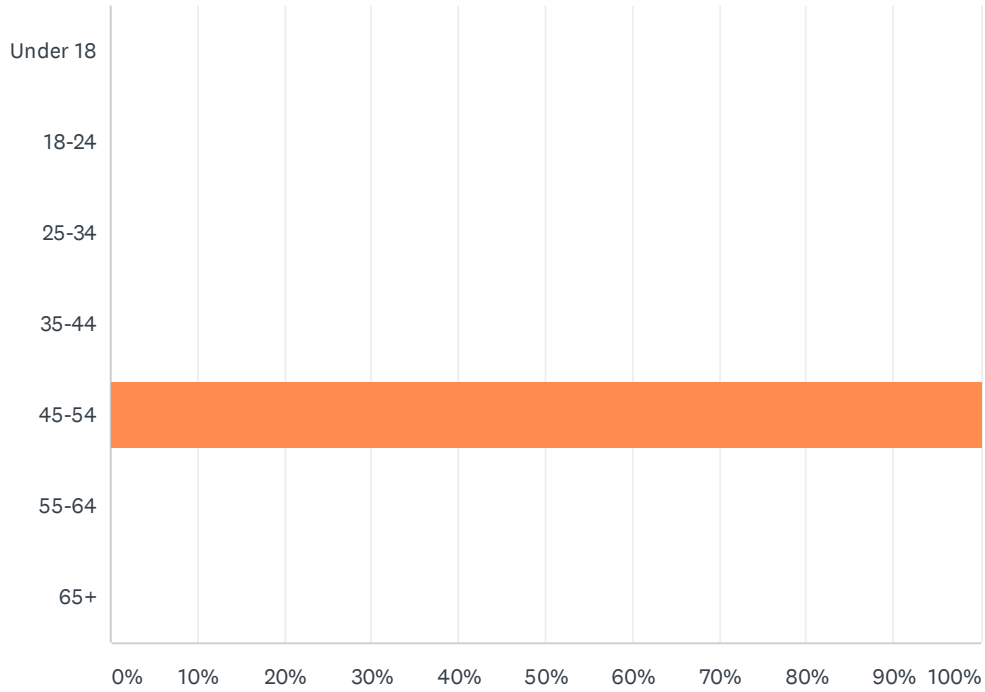


Q1 Age

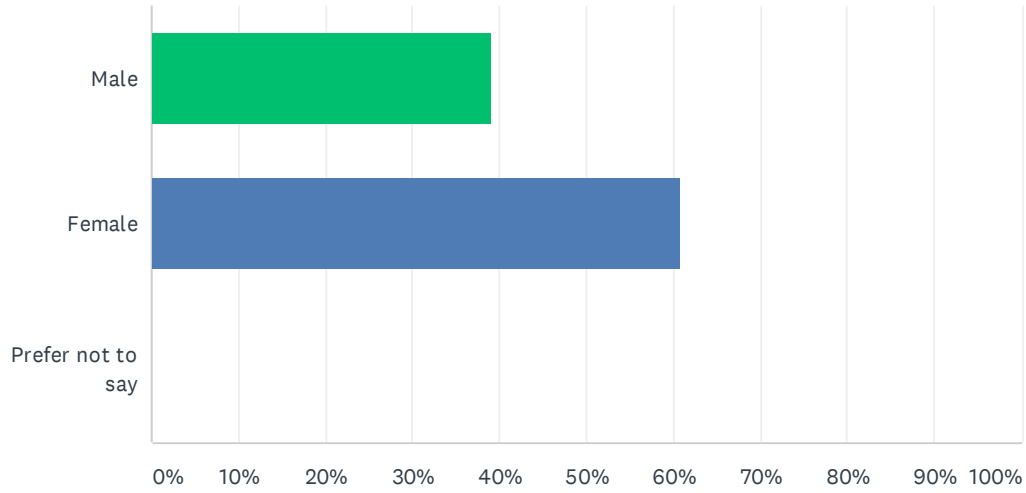
Answered: 161 Skipped: 0



ANSWER CHOICES	RESPONSES
Under 18	0.00% 0
18-24	0.00% 0
25-34	0.00% 0
35-44	0.00% 0
45-54	100.00% 161
55-64	0.00% 0
65+	0.00% 0
TOTAL	161

Q2 Gender

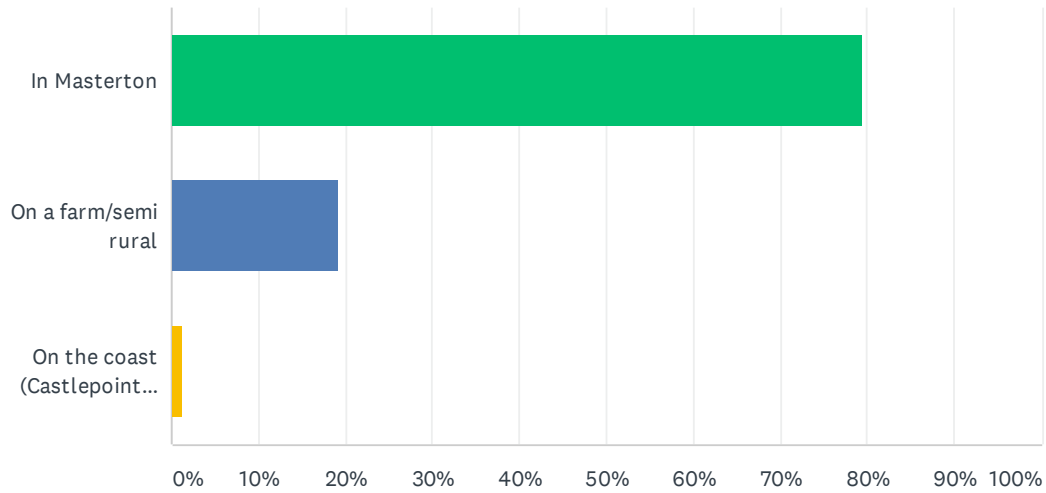
Answered: 161 Skipped: 0



ANSWER CHOICES	RESPONSES	
Male	39.13%	63
Female	60.87%	98
Prefer not to say	0.00%	0
Total Respondents: 161		

Q3 Location

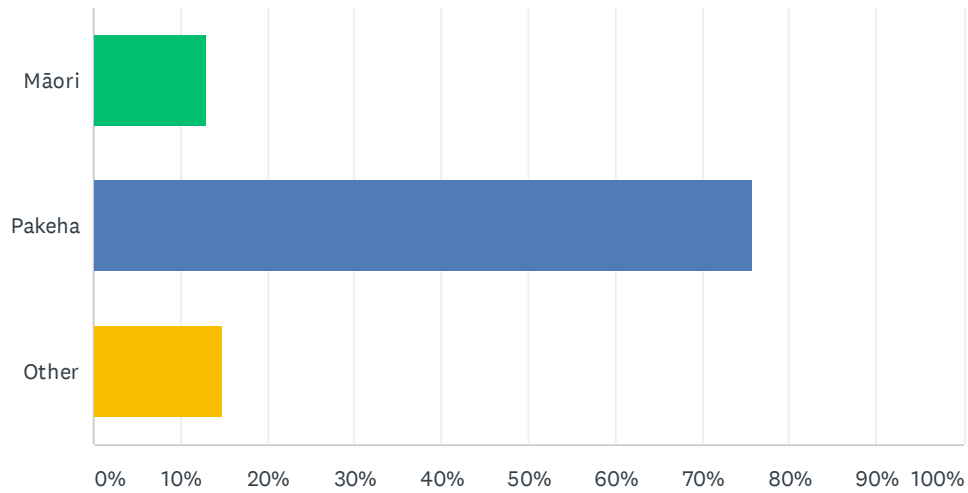
Answered: 161 Skipped: 0



ANSWER CHOICES	RESPONSES	
In Masterton	79.50%	128
On a farm/semi rural	19.25%	31
On the coast (Castlepoint/Riversdale)	1.24%	2
Total Respondents: 161		

Q4 Ethnicity

Answered: 161 Skipped: 0



ANSWER CHOICES	RESPONSES
Māori	13.04% 21
Pakeha	75.78% 122
Other	14.91% 24
Total Respondents: 161	

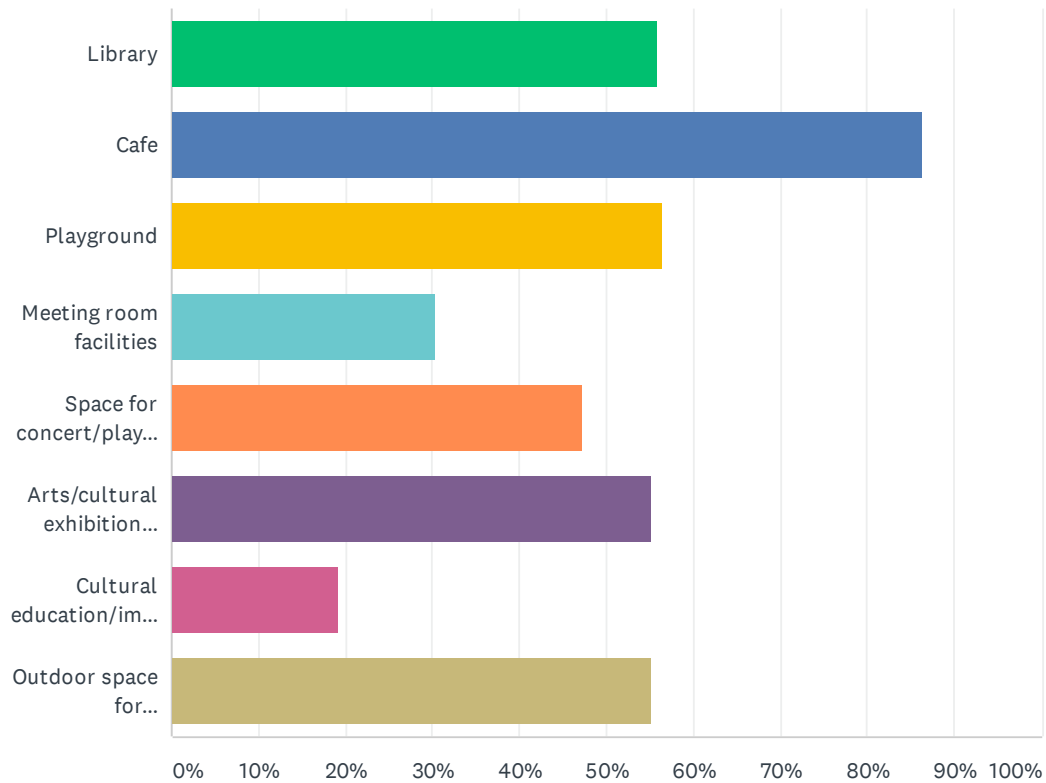
Q5 If you would like to be kept updated on this project, and other Council activities, please provide your email address.

Answered: 47 Skipped: 114

ANSWER CHOICES	RESPONSES	
Name	0.00%	0
Company	0.00%	0
Address	0.00%	0
Address 2	0.00%	0
City/Town	0.00%	0
State/Province	0.00%	0
ZIP/Postal Code	0.00%	0
Country	0.00%	0
Email Address	100.00%	47
Phone Number	0.00%	0

**Q6 Have you used or visited any of the following in the last 12 months?
Check the box next to each one that you have used or visited.**

Answered: 161 Skipped: 0



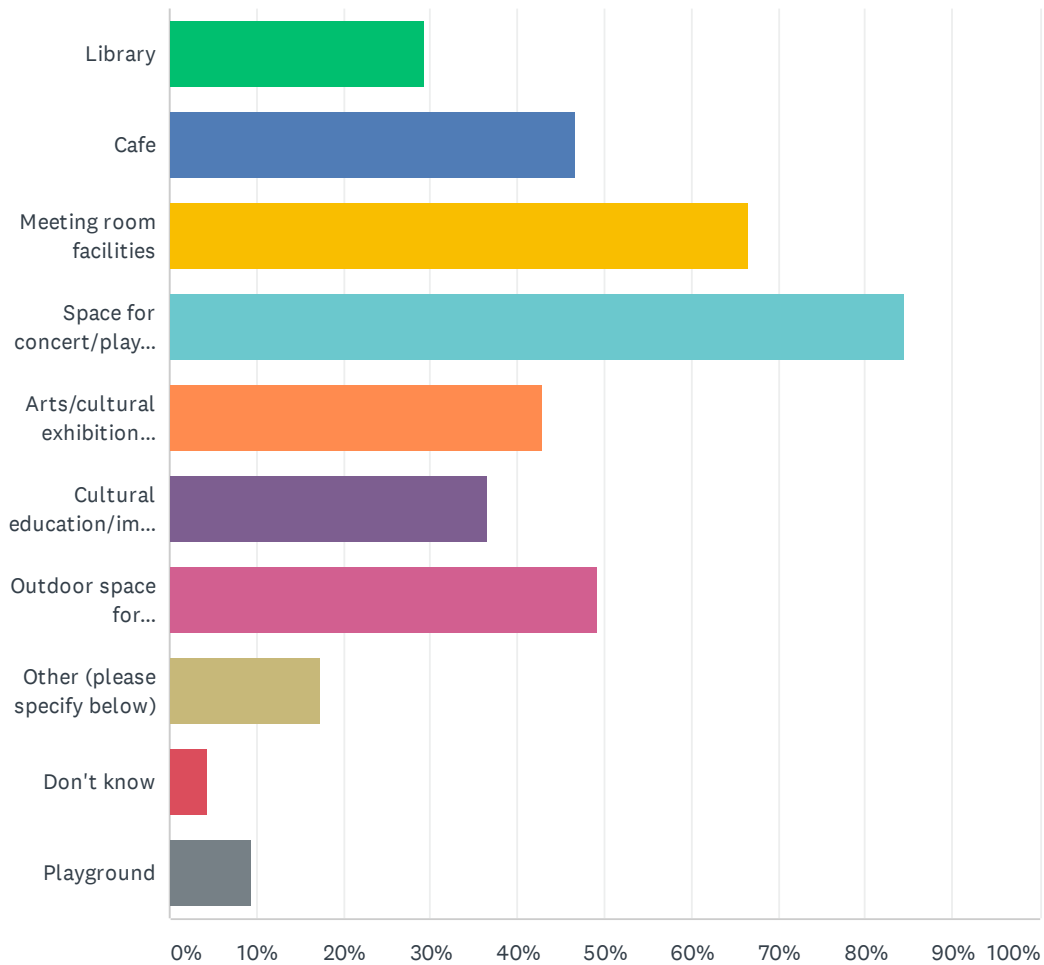
ANSWER CHOICES	RESPONSES
Library	55.90% 90
Cafe	86.34% 139
Playground	56.52% 91
Meeting room facilities	30.43% 49
Space for concert/plays/arts and cultural events	47.20% 76
Arts/cultural exhibition space	55.28% 89
Cultural education/immersion	19.25% 31
Outdoor space for relaxation/music	55.28% 89
Total Respondents: 161	

Q7 If you have said yes to any above, please name the facility/facilities below

Answered: 112 Skipped: 49

Q8 If Masterton is to invest in a new multi-purpose facility, which of the following do you think should be part of the facility? Tick all that apply.

Answered: 161 Skipped: 0



Shared Community Spaces - Bringing Masterton Together

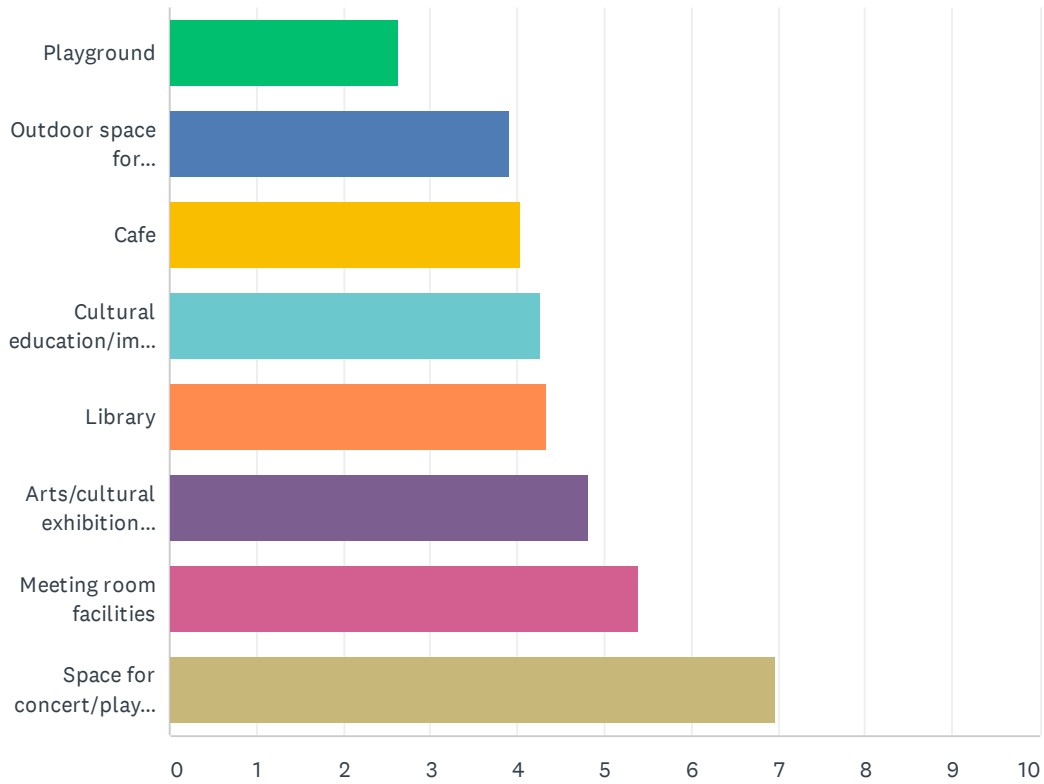
ANSWER CHOICES	RESPONSES	
Library	29.19%	47
Cafe	46.58%	75
Meeting room facilities	66.46%	107
Space for concert/plays/arts and cultural events	84.47%	136
Arts/cultural exhibition space	42.86%	69
Cultural education/immersion	36.65%	59
Outdoor space for relaxation/music	49.07%	79
Other (please specify below)	17.39%	28
Don't know	4.35%	7
Playground	9.32%	15
Total Respondents: 161		

Q9 Please write any other things not listed above that you would like to see in the space.

Answered: 58 Skipped: 103

Q10 If Masterton is to invest in a multi-purpose facility, please rank the following amenities on a scale of 1 to 8, where 1 is 'very Important and 8 is 'least important'. You can drag and drop or pick the number.

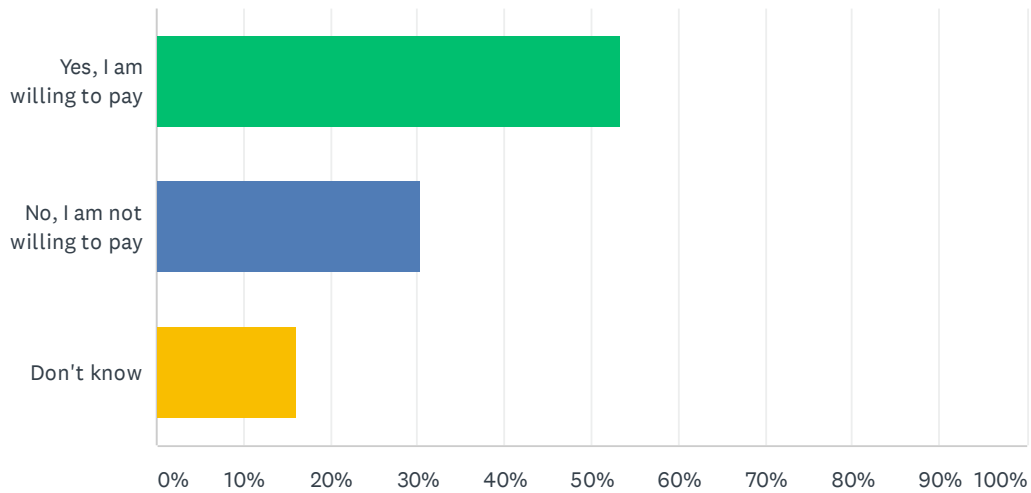
Answered: 158 Skipped: 3



	1	2	3	4	5	6	7	8	TOTAL	SCORE
Playground	1.32% 2	3.29% 5	5.92% 9	3.29% 5	11.84% 18	15.79% 24	25.00% 38	33.55% 51	152	2.64
Outdoor space for relaxation/music	1.99% 3	9.27% 14	11.92% 18	16.56% 25	15.89% 24	18.54% 28	11.26% 17	14.57% 22	151	3.91
Cafe	3.85% 6	10.26% 16	13.46% 21	17.31% 27	13.46% 21	12.18% 19	14.10% 22	15.38% 24	156	4.04
Cultural education/immersion	3.33% 5	9.33% 14	19.33% 29	15.33% 23	16.00% 24	12.00% 18	16.67% 25	8.00% 12	150	4.26
Library	15.79% 24	9.87% 15	11.18% 17	9.21% 14	9.87% 15	15.13% 23	11.84% 18	17.11% 26	152	4.34
Arts/cultural exhibition space	4.67% 7	22.00% 33	14.67% 22	16.00% 24	13.33% 20	15.33% 23	9.33% 14	4.67% 7	150	4.82
Meeting room facilities	6.58% 10	25.66% 39	22.37% 34	19.08% 29	11.84% 18	5.26% 8	5.92% 9	3.29% 5	152	5.40
Space for concert/plays/arts and cultural events	64.74% 101	13.46% 21	4.49% 7	3.85% 6	5.13% 8	3.21% 5	3.21% 5	1.92% 3	156	6.97

Q11 Would you be willing for your household to pay an additional \$200 a year in rates, for the next 20 years, for such a multi-purpose facility?

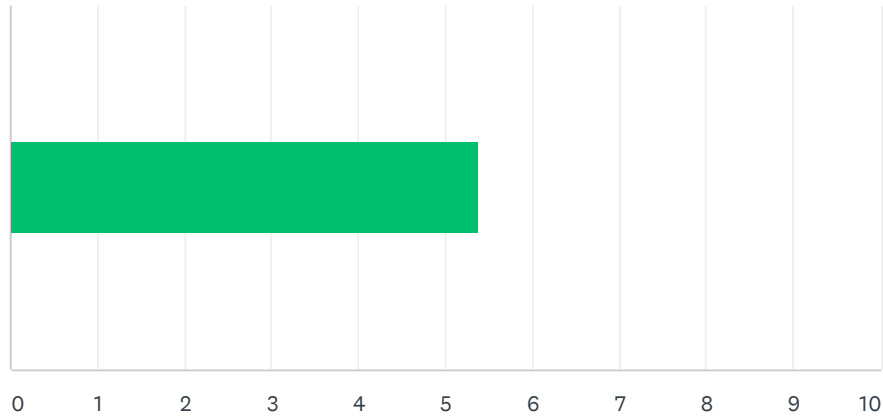
Answered: 161 Skipped: 0



ANSWER CHOICES	RESPONSES	
Yes, I am willing to pay	53.42%	86
No, I am not willing to pay	30.43%	49
Don't know	16.15%	26
TOTAL		161

Q12 On a scale of 1 to 10, where 1 is 'not important at all' and 10 is 'very important', how would you rate the importance of the facade to you.

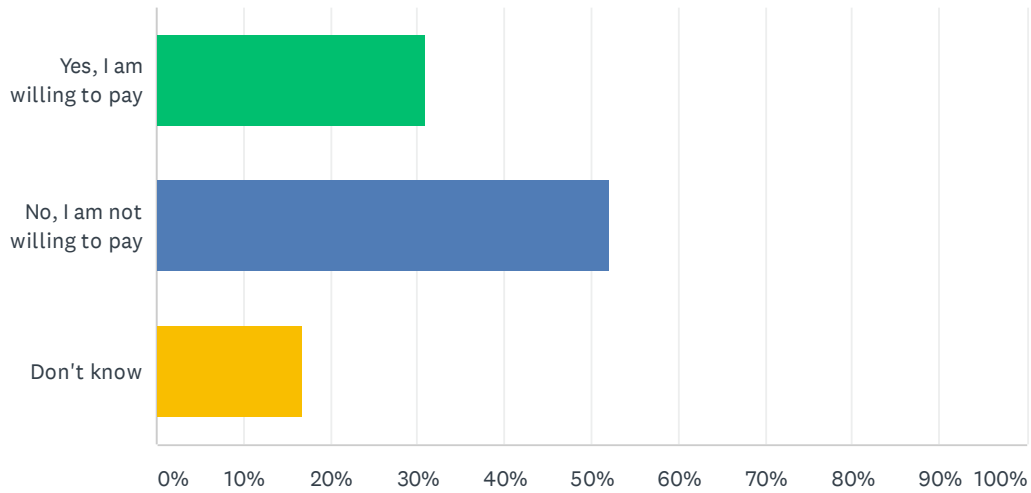
Answered: 161 Skipped: 0



ANSWER CHOICES	AVERAGE NUMBER	TOTAL NUMBER	RESPONSES
	5	866	161
Total Respondents: 161			

Q13 Would you be willing to pay to keep the facade?

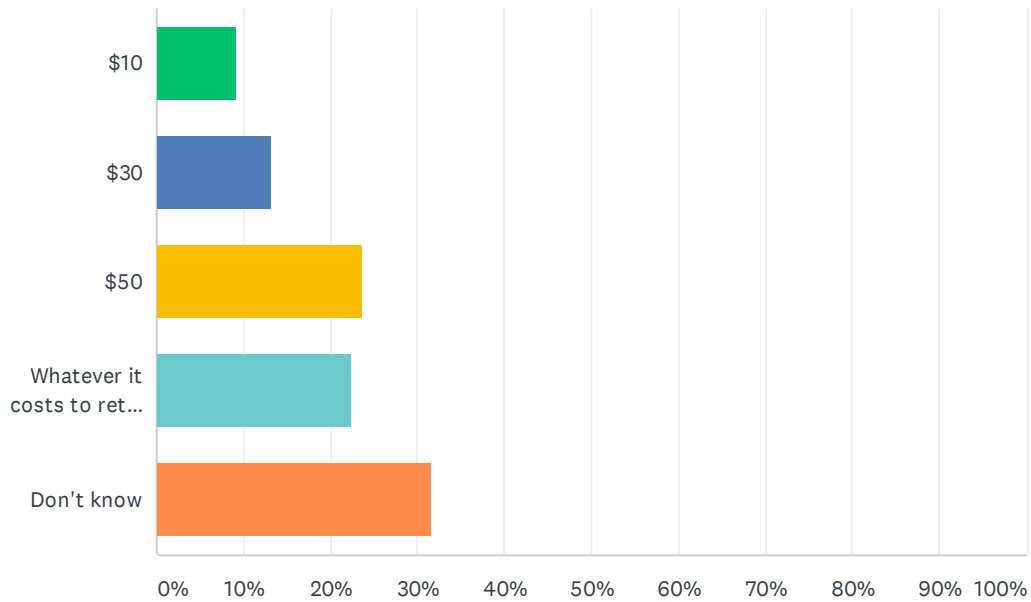
Answered: 161 Skipped: 0



ANSWER CHOICES	RESPONSES	
Yes, I am willing to pay	31.06%	50
No, I am not willing to pay	52.17%	84
Don't know	16.77%	27
TOTAL		161

Q14 If yes, how much would you be willing to pay (each year) for the facade to be retained?

Answered: 76 Skipped: 85



ANSWER CHOICES	RESPONSES	
\$10	9.21%	7
\$30	13.16%	10
\$50	23.68%	18
Whatever it costs to retain it	22.37%	17
Don't know	31.58%	24
TOTAL		76