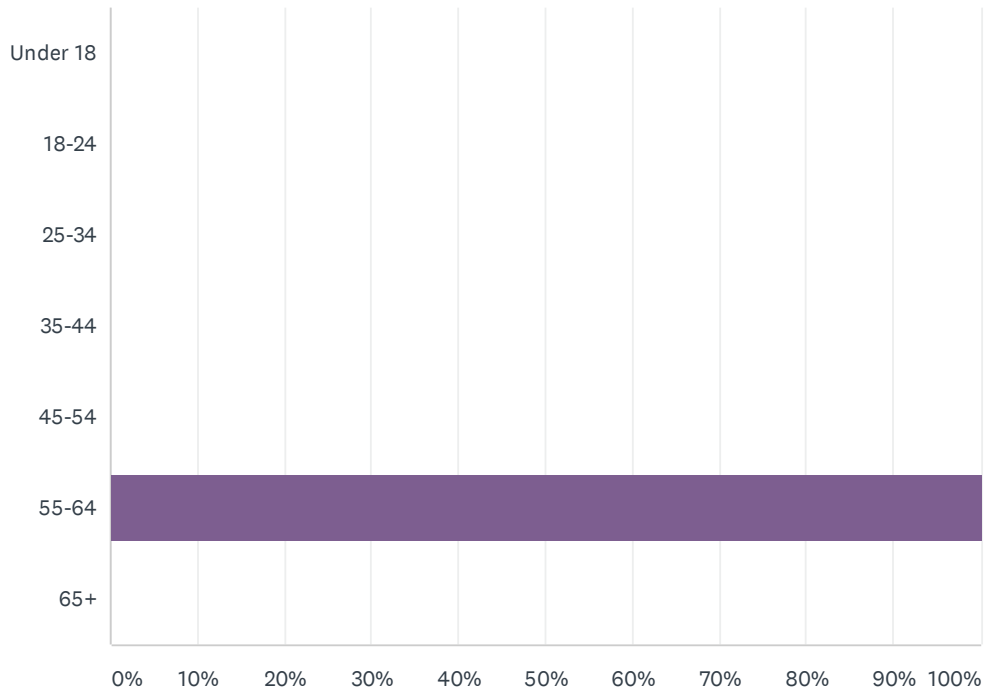


Q1 Age

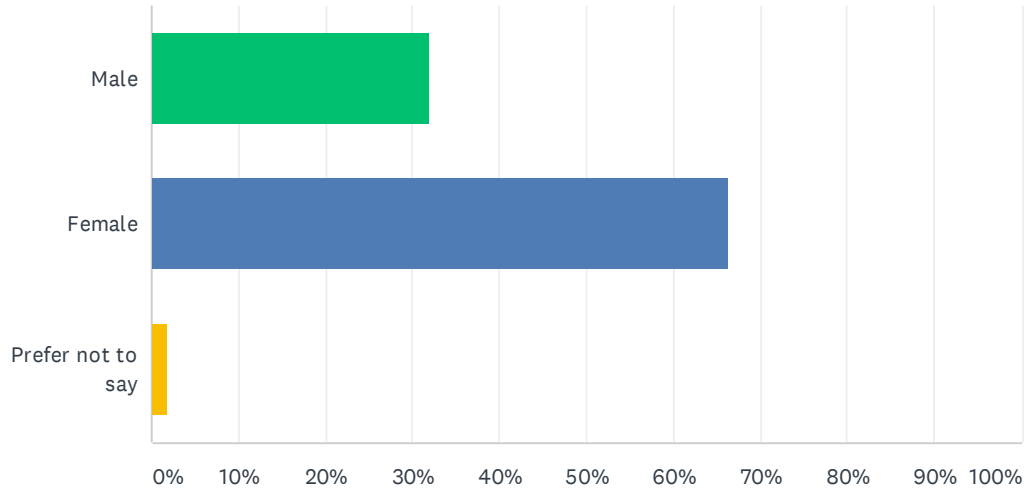
Answered: 166 Skipped: 0



ANSWER CHOICES	RESPONSES
Under 18	0.00% 0
18-24	0.00% 0
25-34	0.00% 0
35-44	0.00% 0
45-54	0.00% 0
55-64	100.00% 166
65+	0.00% 0
TOTAL	166

Q2 Gender

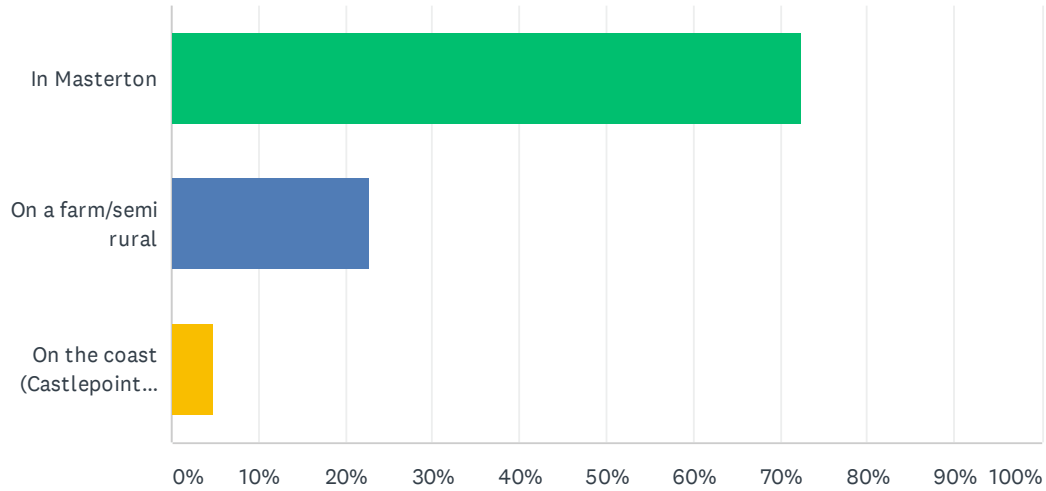
Answered: 166 Skipped: 0



ANSWER CHOICES	RESPONSES	
Male	31.93%	53
Female	66.27%	110
Prefer not to say	1.81%	3
Total Respondents: 166		

Q3 Location

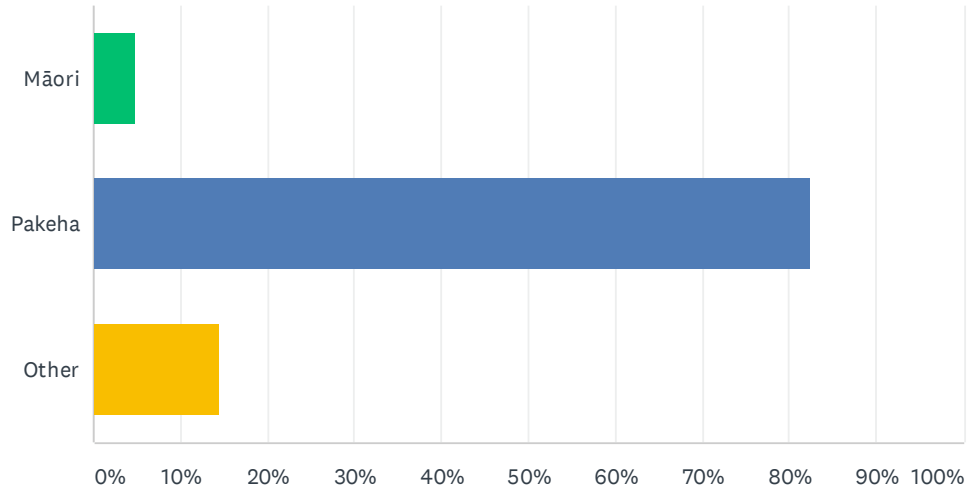
Answered: 166 Skipped: 0



ANSWER CHOICES	RESPONSES	
In Masterton	72.29%	120
On a farm/semi rural	22.89%	38
On the coast (Castlepoint/Riversdale)	4.82%	8
Total Respondents: 166		

Q4 Ethnicity

Answered: 166 Skipped: 0



ANSWER CHOICES	RESPONSES	
Māori	4.82%	8
Pakeha	82.53%	137
Other	14.46%	24
Total Respondents: 166		

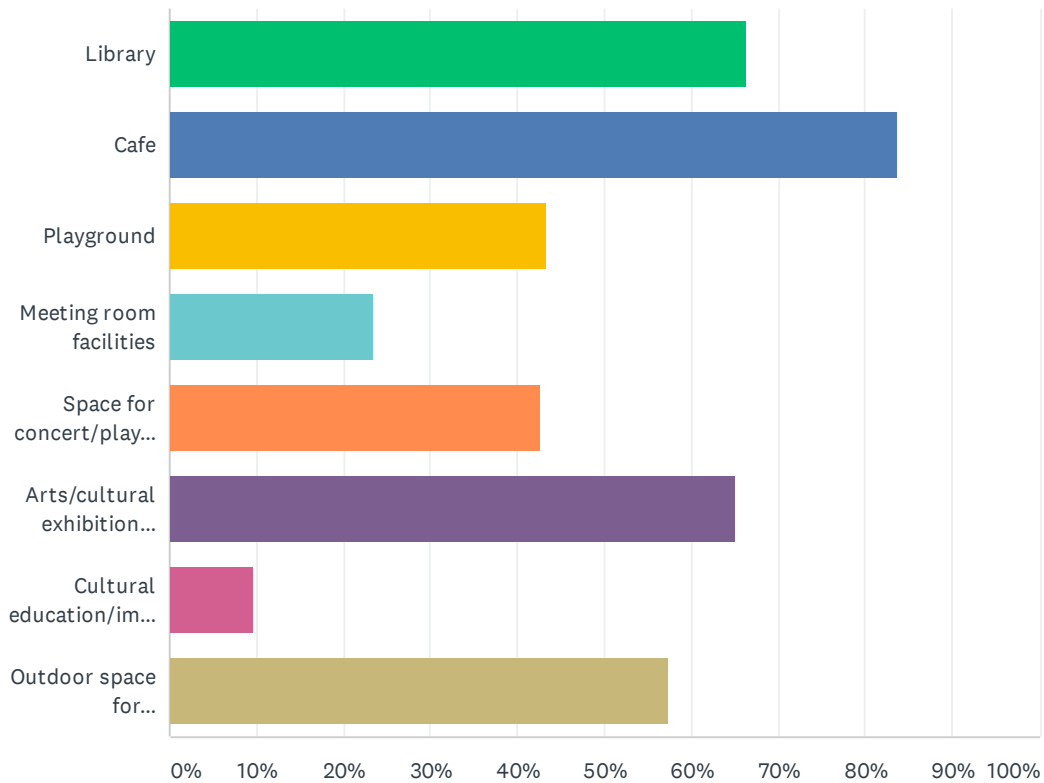
Q5 If you would like to be kept updated on this project, and other Council activities, please provide your email address.

Answered: 65 Skipped: 101

ANSWER CHOICES	RESPONSES	
Name	0.00%	0
Company	0.00%	0
Address	0.00%	0
Address 2	0.00%	0
City/Town	0.00%	0
State/Province	0.00%	0
ZIP/Postal Code	0.00%	0
Country	0.00%	0
Email Address	100.00%	65
Phone Number	0.00%	0

**Q6 Have you used or visited any of the following in the last 12 months?
Check the box next to each one that you have used or visited.**

Answered: 166 Skipped: 0



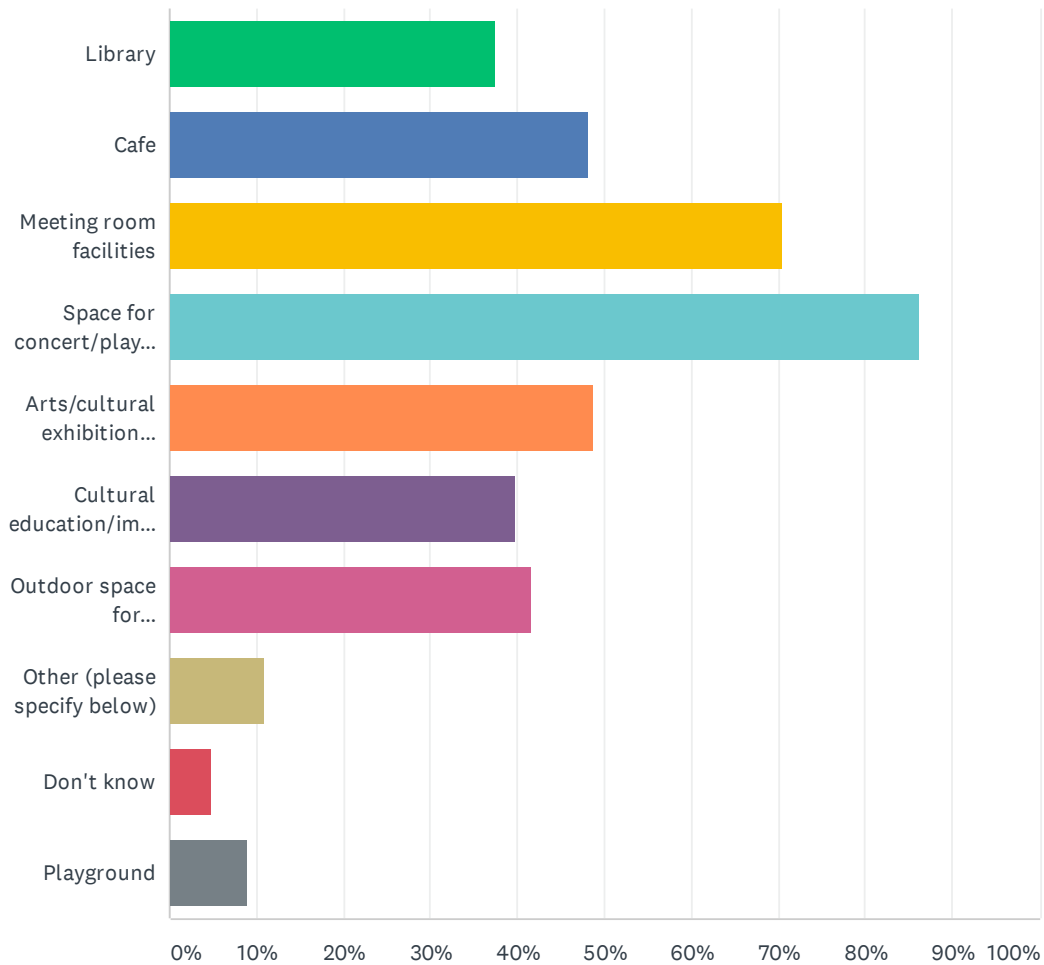
ANSWER CHOICES	RESPONSES	
Library	66.27%	110
Cafe	83.73%	139
Playground	43.37%	72
Meeting room facilities	23.49%	39
Space for concert/plays/arts and cultural events	42.77%	71
Arts/cultural exhibition space	65.06%	108
Cultural education/immersion	9.64%	16
Outdoor space for relaxation/music	57.23%	95
Total Respondents: 166		

Q7 If you have said yes to any above, please name the facility/facilities below

Answered: 126 Skipped: 40

Q8 If Masterton is to invest in a new multi-purpose facility, which of the following do you think should be part of the facility? Tick all that apply.

Answered: 166 Skipped: 0



Shared Community Spaces - Bringing Masterton Together

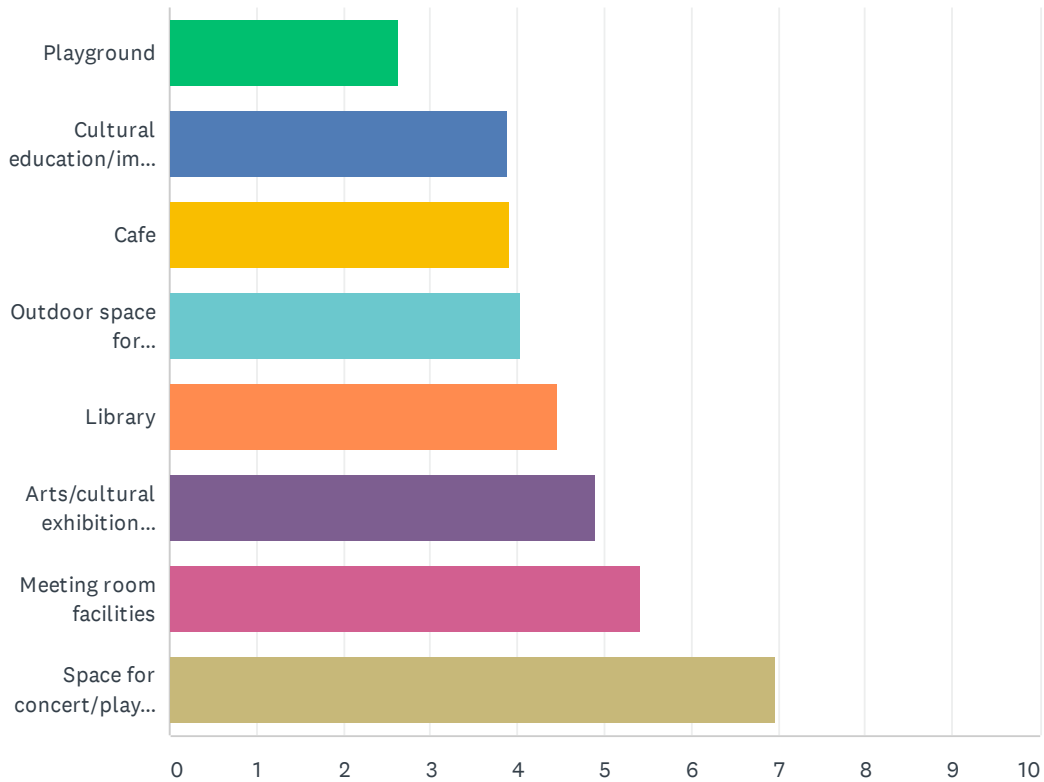
ANSWER CHOICES	RESPONSES	
Library	37.35%	62
Cafe	48.19%	80
Meeting room facilities	70.48%	117
Space for concert/plays/arts and cultural events	86.14%	143
Arts/cultural exhibition space	48.80%	81
Cultural education/immersion	39.76%	66
Outdoor space for relaxation/music	41.57%	69
Other (please specify below)	10.84%	18
Don't know	4.82%	8
Playground	9.04%	15
Total Respondents: 166		

Q9 Please write any other things not listed above that you would like to see in the space.

Answered: 59 Skipped: 107

Q10 If Masterton is to invest in a multi-purpose facility, please rank the following amenities on a scale of 1 to 8, where 1 is 'very Important and 8 is 'least important'. You can drag and drop or pick the number.

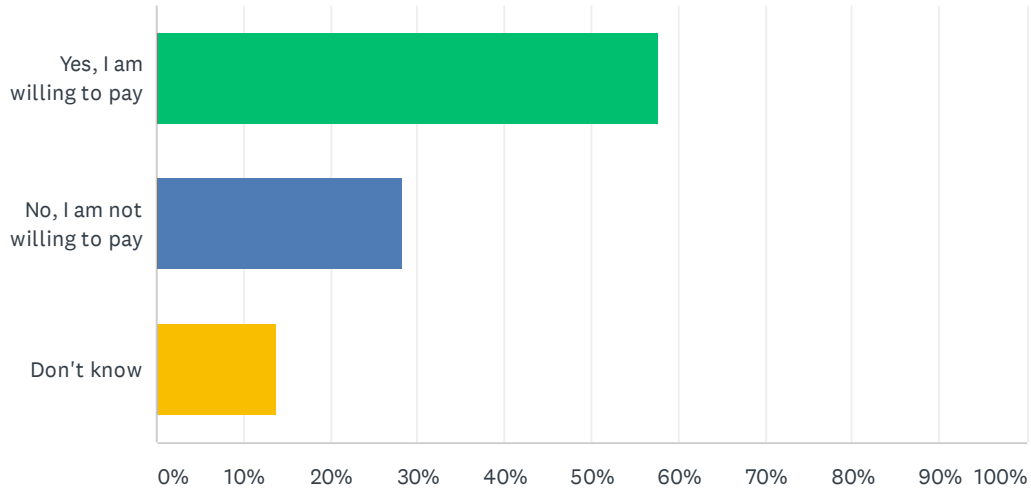
Answered: 163 Skipped: 3



	1	2	3	4	5	6	7	8	TOTAL	SCORE
Playground	0.63% 1	4.43% 7	7.59% 12	6.96% 11	8.23% 13	8.23% 13	25.95% 41	37.97% 60	158	2.64
Cultural education/immersion	0.63% 1	8.23% 13	15.82% 25	12.03% 19	18.99% 30	17.72% 28	16.46% 26	10.13% 16	158	3.90
Cafe	3.16% 5	12.66% 20	13.29% 21	12.03% 19	10.13% 16	16.46% 26	15.19% 24	17.09% 27	158	3.91
Outdoor space for relaxation/music	3.16% 5	8.23% 13	10.13% 16	17.09% 27	24.05% 38	12.03% 19	16.46% 26	8.86% 14	158	4.03
Library	17.09% 27	8.23% 13	9.49% 15	12.03% 19	11.39% 18	17.72% 28	10.76% 17	13.29% 21	158	4.45
Arts/cultural exhibition space	4.38% 7	21.25% 34	16.88% 27	20.00% 32	11.25% 18	11.88% 19	8.75% 14	5.63% 9	160	4.89
Meeting room facilities	9.32% 15	26.71% 43	20.50% 33	13.04% 21	11.80% 19	11.18% 18	3.11% 5	4.35% 7	161	5.41
Space for concert/plays and cultural events	63.13% 101	11.88% 19	6.88% 11	6.88% 11	3.75% 6	3.75% 6	1.88% 3	1.88% 3	160	6.96

Q11 Would you be willing for your household to pay an additional \$200 a year in rates, for the next 20 years, for such a multi-purpose facility?

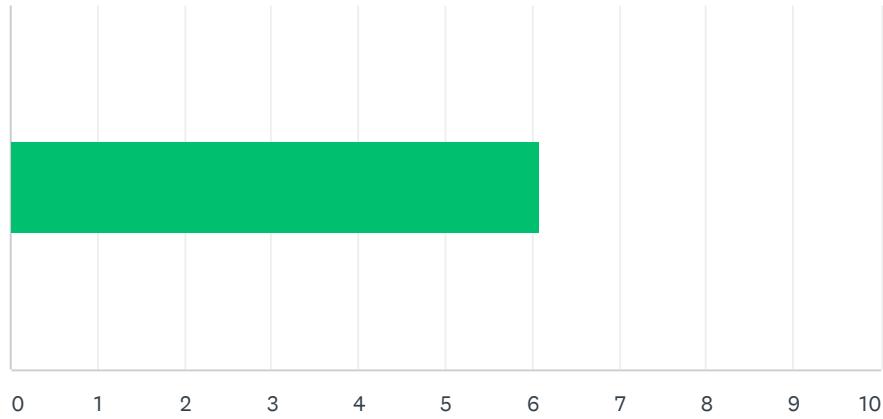
Answered: 166 Skipped: 0



ANSWER CHOICES	RESPONSES	
Yes, I am willing to pay	57.83%	96
No, I am not willing to pay	28.31%	47
Don't know	13.86%	23
TOTAL		166

Q12 On a scale of 1 to 10, where 1 is 'not important at all' and 10 is 'very important', how would you rate the importance of the facade to you.

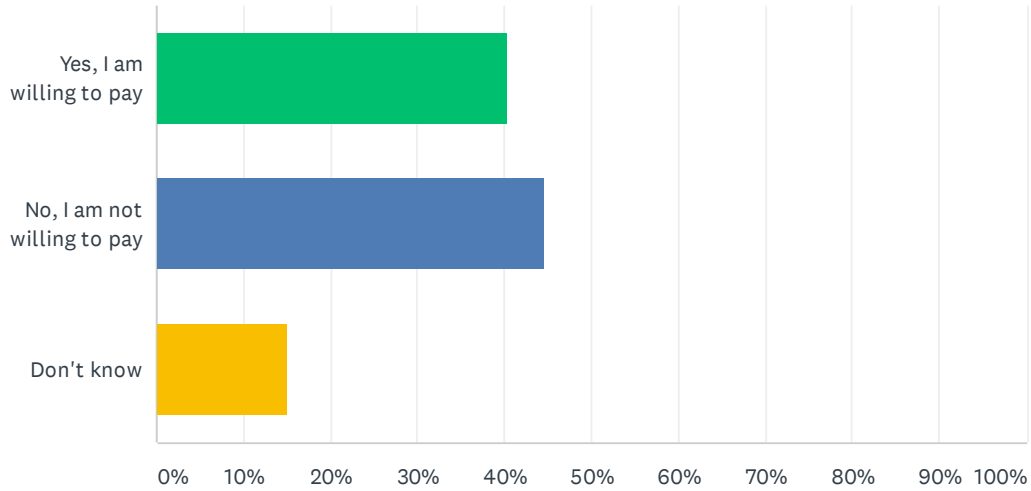
Answered: 166 Skipped: 0



ANSWER CHOICES	AVERAGE NUMBER	TOTAL NUMBER	RESPONSES
	6	1,010	166
Total Respondents: 166			

Q13 Would you be willing to pay to keep the facade?

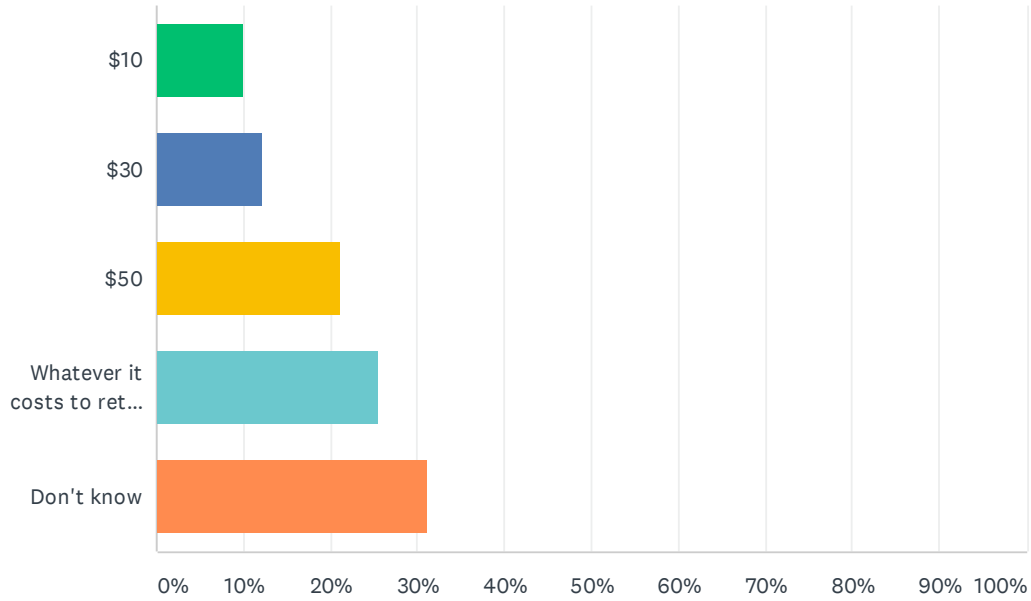
Answered: 166 Skipped: 0



ANSWER CHOICES	RESPONSES	
Yes, I am willing to pay	40.36%	67
No, I am not willing to pay	44.58%	74
Don't know	15.06%	25
TOTAL		166

Q14 If yes, how much would you be willing to pay (each year) for the facade to be retained?

Answered: 90 Skipped: 76



ANSWER CHOICES	RESPONSES	
\$10	10.00%	9
\$30	12.22%	11
\$50	21.11%	19
Whatever it costs to retain it	25.56%	23
Don't know	31.11%	28
TOTAL		90