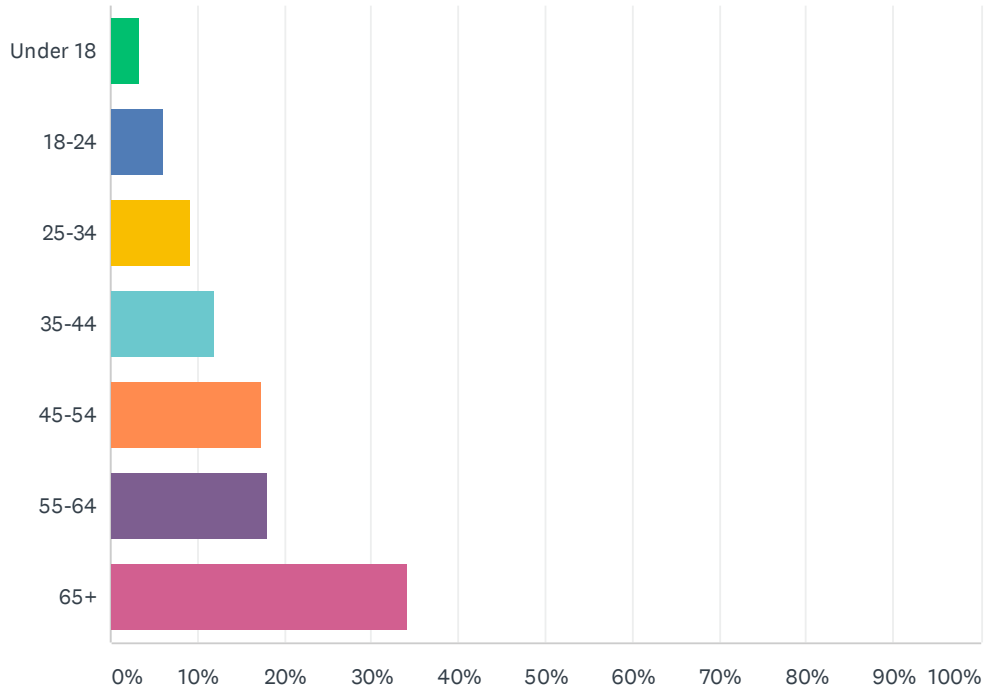


Q1 Age

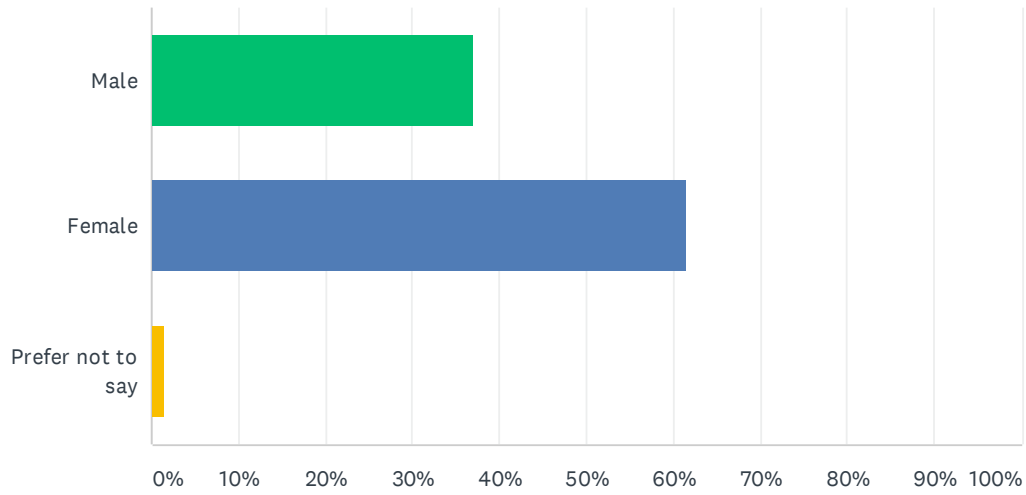
Answered: 923 Skipped: 144



ANSWER CHOICES	RESPONSES	
Under 18	3.36%	31
18-24	6.07%	56
25-34	9.10%	84
35-44	12.03%	111
45-54	17.44%	161
55-64	17.98%	166
65+	34.02%	314
TOTAL		923

Q2 Gender

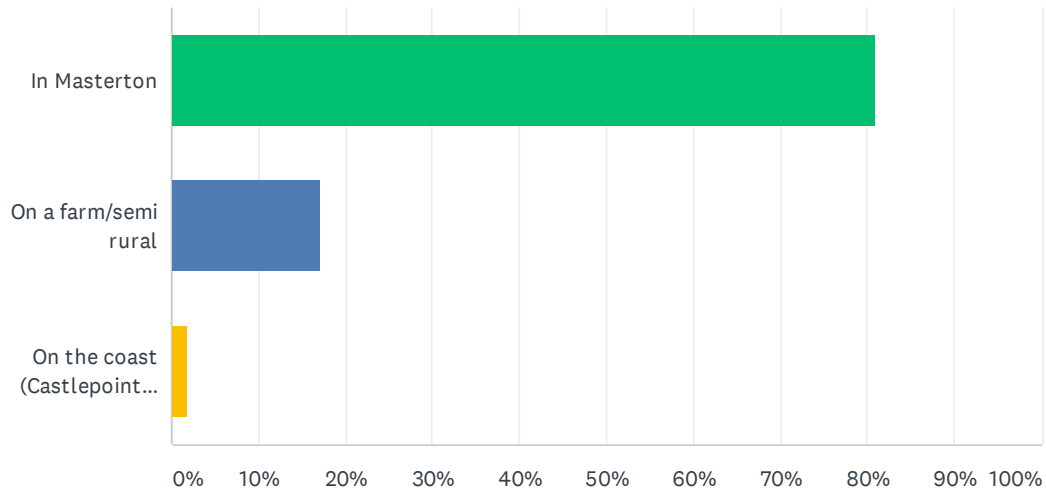
Answered: 1,067 Skipped: 0



ANSWER CHOICES	RESPONSES	
Male	37.11%	396
Female	61.48%	656
Prefer not to say	1.41%	15
Total Respondents: 1,067		

Q3 Location

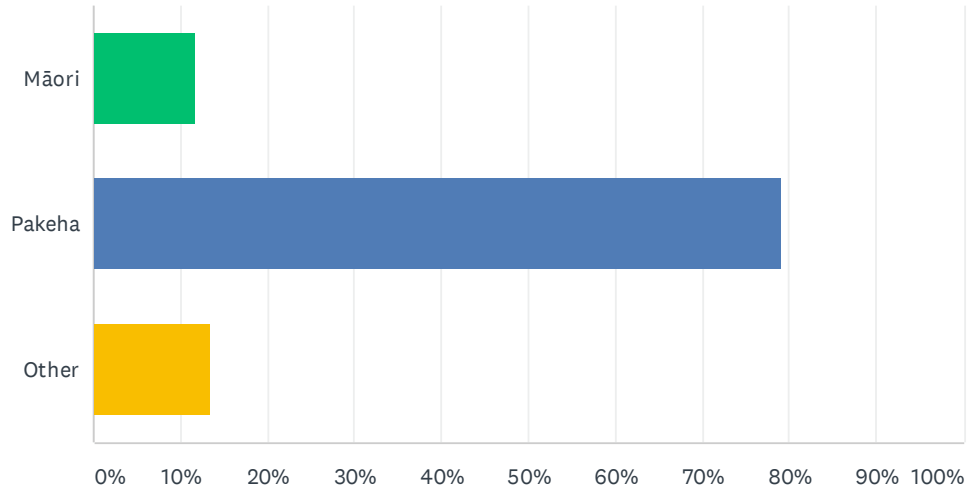
Answered: 1,067 Skipped: 0



ANSWER CHOICES	RESPONSES	
In Masterton	80.88%	863
On a farm/semi rural	17.15%	183
On the coast (Castlepoint/Riversdale)	1.97%	21
Total Respondents: 1,067		

Q4 Ethnicity

Answered: 1,067 Skipped: 0



ANSWER CHOICES	RESPONSES	
Māori	11.62%	124
Pakeha	79.01%	843
Other	13.40%	143
Total Respondents: 1,067		

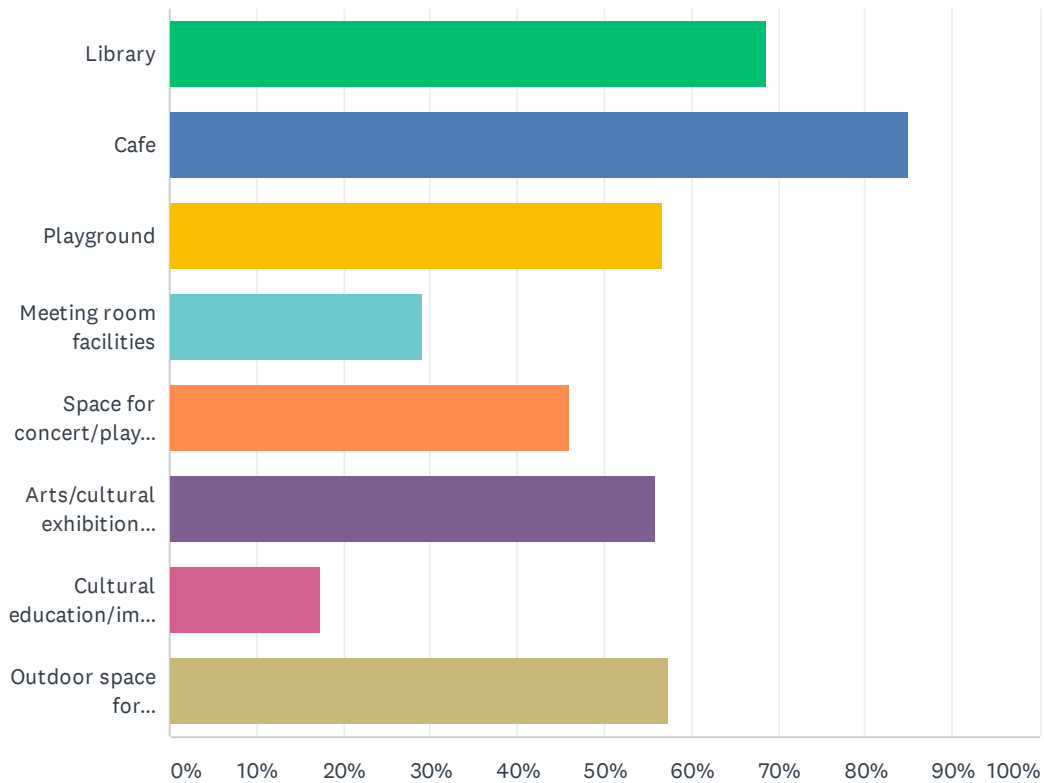
Q5 If you would like to be kept updated on this project, and other Council activities, please provide your email address.

Answered: 379 Skipped: 688

ANSWER CHOICES	RESPONSES	
Name	0.00%	0
Company	0.00%	0
Address	0.00%	0
Address 2	0.00%	0
City/Town	0.00%	0
State/Province	0.00%	0
ZIP/Postal Code	0.00%	0
Country	0.00%	0
Email Address	100.00%	379
Phone Number	0.00%	0

**Q6 Have you used or visited any of the following in the last 12 months?
Check the box next to each one that you have used or visited.**

Answered: 1,067 Skipped: 0



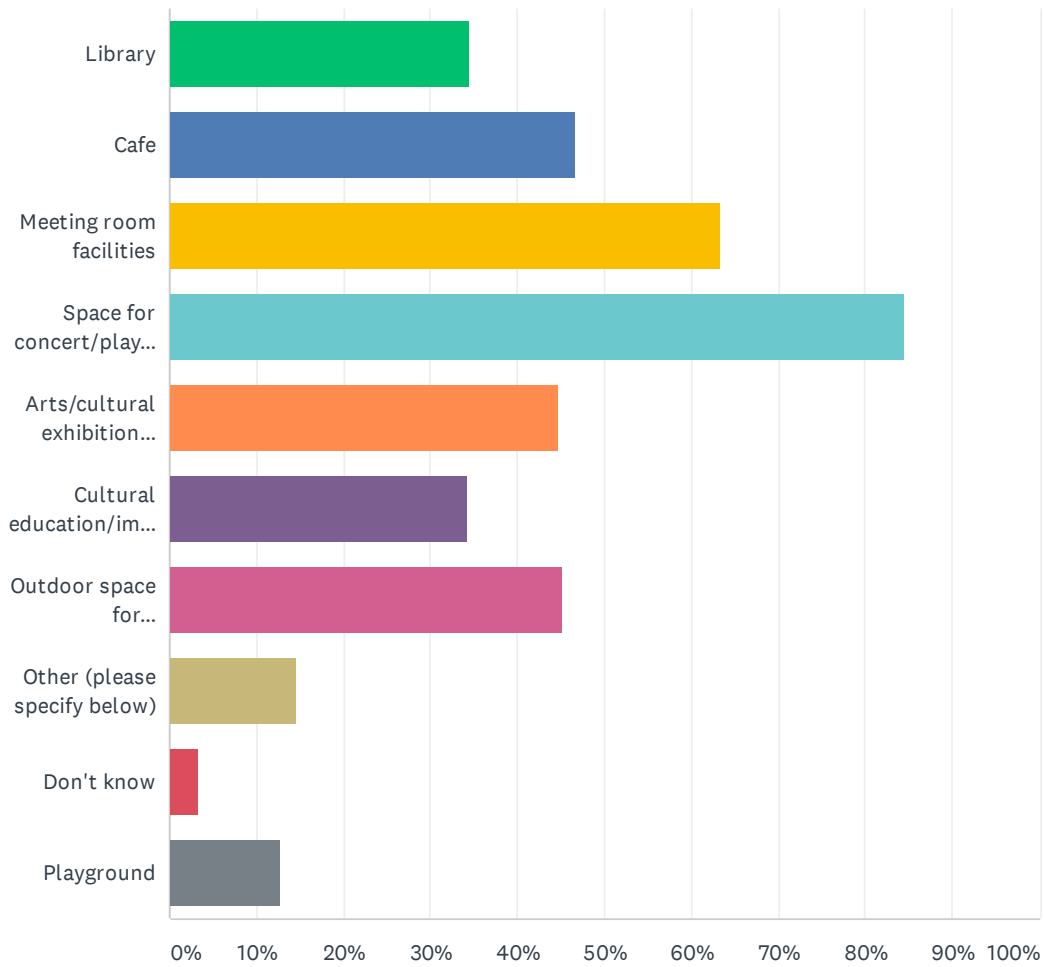
ANSWER CHOICES	RESPONSES	
Library	68.70%	733
Cafe	84.91%	906
Playground	56.70%	605
Meeting room facilities	29.05%	310
Space for concert/plays/arts and cultural events	45.92%	490
Arts/cultural exhibition space	55.95%	597
Cultural education/immersion	17.34%	185
Outdoor space for relaxation/music	57.26%	611
Total Respondents: 1,067		

Q7 If you have said yes to any above, please name the facility/facilities below

Answered: 745 Skipped: 322

Q8 If Masterton is to invest in a new multi-purpose facility, which of the following do you think should be part of the facility? Tick all that apply.

Answered: 1,067 Skipped: 0



Shared Community Spaces - Bringing Masterton Together

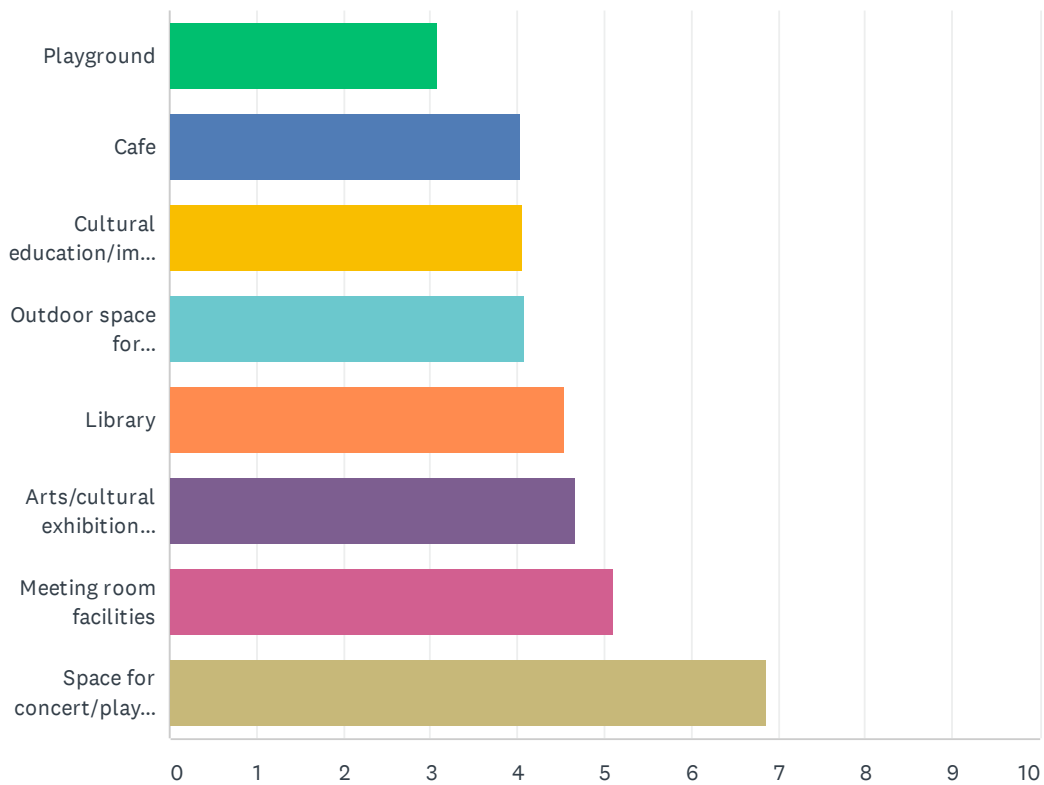
ANSWER CHOICES	RESPONSES	
Library	34.58%	369
Cafe	46.58%	497
Meeting room facilities	63.45%	677
Space for concert/plays/arts and cultural events	84.54%	902
Arts/cultural exhibition space	44.80%	478
Cultural education/immersion	34.40%	367
Outdoor space for relaxation/music	45.27%	483
Other (please specify below)	14.62%	156
Don't know	3.28%	35
Playground	12.75%	136
Total Respondents: 1,067		

Q9 Please write any other things not listed above that you would like to see in the space.

Answered: 395 Skipped: 672

Q10 If Masterton is to invest in a multi-purpose facility, please rank the following amenities on a scale of 1 to 8, where 1 is 'very Important and 8 is 'least important'. You can drag and drop or pick the number.

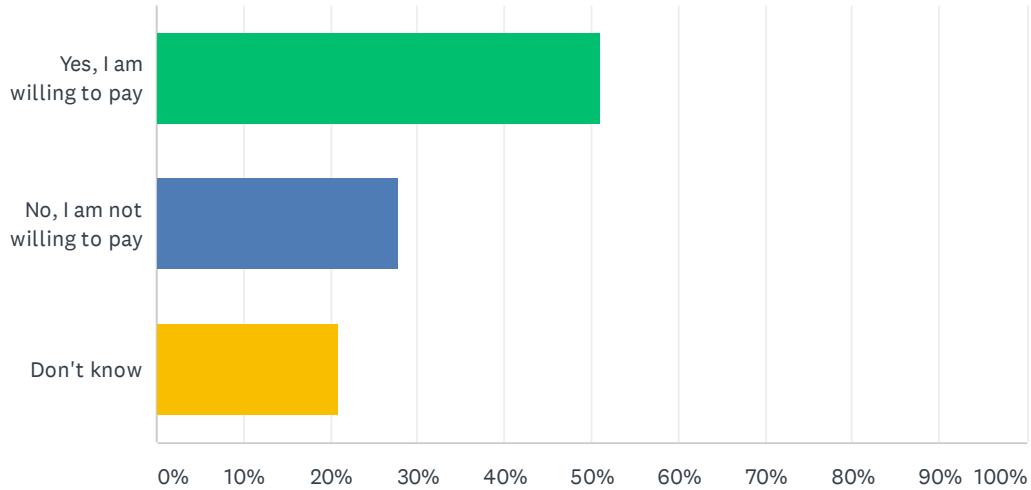
Answered: 1,030 Skipped: 37



	1	2	3	4	5	6	7	8	TOTAL	SCORE
Playground	3.34% 32	6.26% 60	9.08% 87	6.47% 62	8.77% 84	13.78% 132	21.92% 210	30.38% 291	958	3.08
Cafe	4.53% 44	11.33% 110	13.49% 131	12.46% 121	15.35% 149	13.90% 135	13.29% 129	15.65% 152	971	4.04
Cultural education/immersion	2.27% 22	9.81% 95	15.39% 149	14.88% 144	15.60% 151	14.67% 142	18.08% 175	9.30% 90	968	4.05
Outdoor space for relaxation/music	4.64% 45	9.90% 96	11.44% 111	15.15% 147	18.56% 180	13.51% 131	14.54% 141	12.27% 119	970	4.07
Library	16.10% 156	12.59% 122	11.25% 109	10.32% 100	9.70% 94	13.83% 134	10.63% 103	15.58% 151	969	4.53
Arts/cultural exhibition space	3.85% 38	18.46% 182	16.23% 160	16.53% 163	12.88% 127	16.73% 165	10.24% 101	5.07% 50	986	4.67
Meeting room facilities	6.85% 68	22.68% 225	18.95% 188	18.15% 180	12.10% 120	8.27% 82	6.85% 68	6.15% 61	992	5.11
Space for concert/plays/arts and cultural events	61.55% 621	11.99% 121	6.64% 67	6.14% 62	5.65% 57	2.97% 30	2.18% 22	2.87% 29	1,009	6.86

Q11 Would you be willing for your household to pay an additional \$200 a year in rates, for the next 20 years, for such a multi-purpose facility?

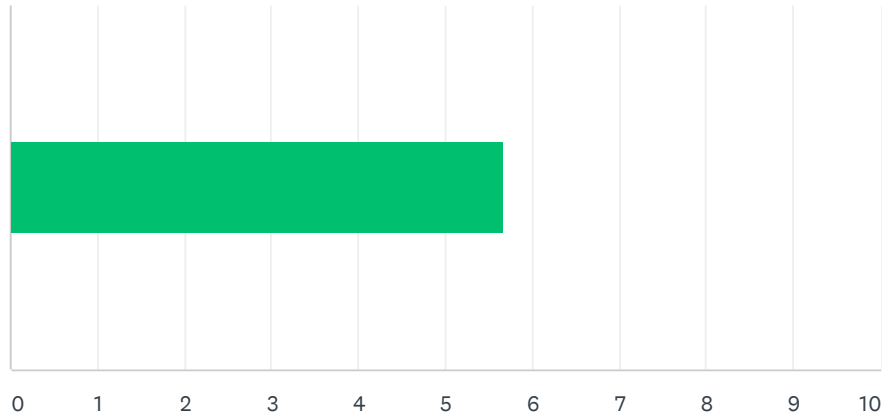
Answered: 1,067 Skipped: 0



ANSWER CHOICES	RESPONSES	
Yes, I am willing to pay	51.08%	545
No, I am not willing to pay	27.93%	298
Don't know	20.99%	224
TOTAL		1,067

Q12 On a scale of 1 to 10, where 1 is 'not important at all' and 10 is 'very important', how would you rate the importance of the facade to you.

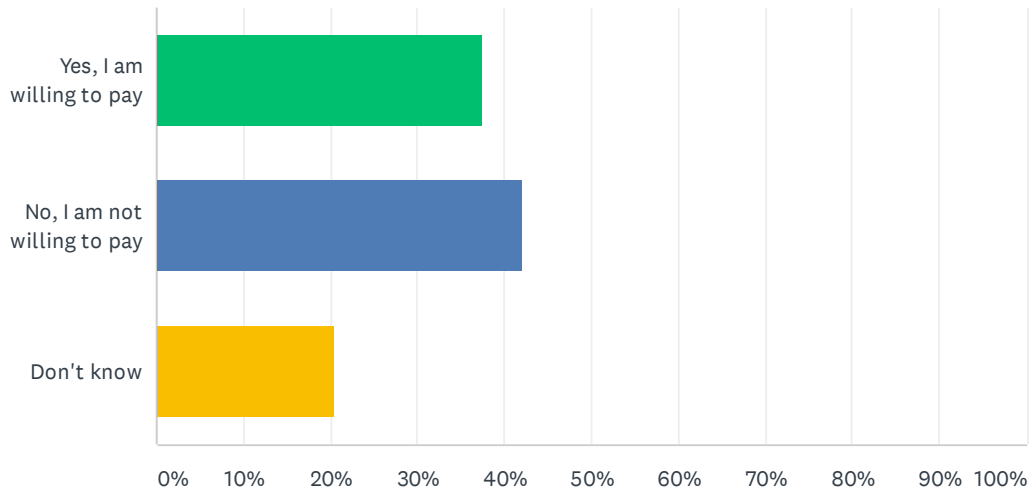
Answered: 1,067 Skipped: 0



ANSWER CHOICES	AVERAGE NUMBER	TOTAL NUMBER	RESPONSES
	6	6,043	1,067
Total Respondents: 1,067			

Q13 Would you be willing to pay to keep the facade?

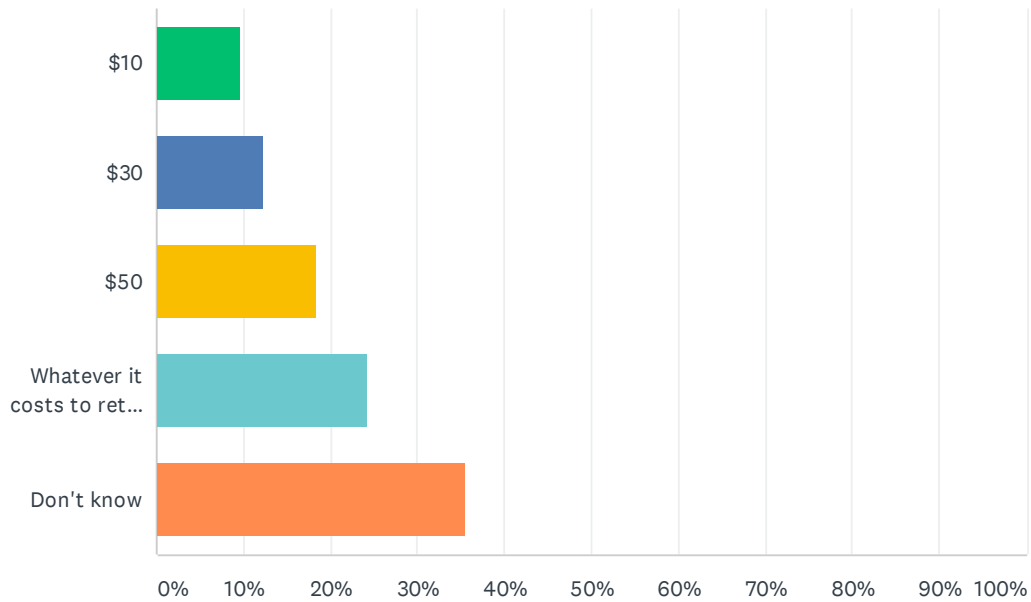
Answered: 1,067 Skipped: 0



ANSWER CHOICES	RESPONSES	
Yes, I am willing to pay	37.39%	399
No, I am not willing to pay	42.08%	449
Don't know	20.52%	219
TOTAL		1,067

Q14 If yes, how much would you be willing to pay (each year) for the facade to be retained?

Answered: 604 Skipped: 463



ANSWER CHOICES	RESPONSES	
\$10	9.60%	58
\$30	12.25%	74
\$50	18.38%	111
Whatever it costs to retain it	24.17%	146
Don't know	35.60%	215
TOTAL		604