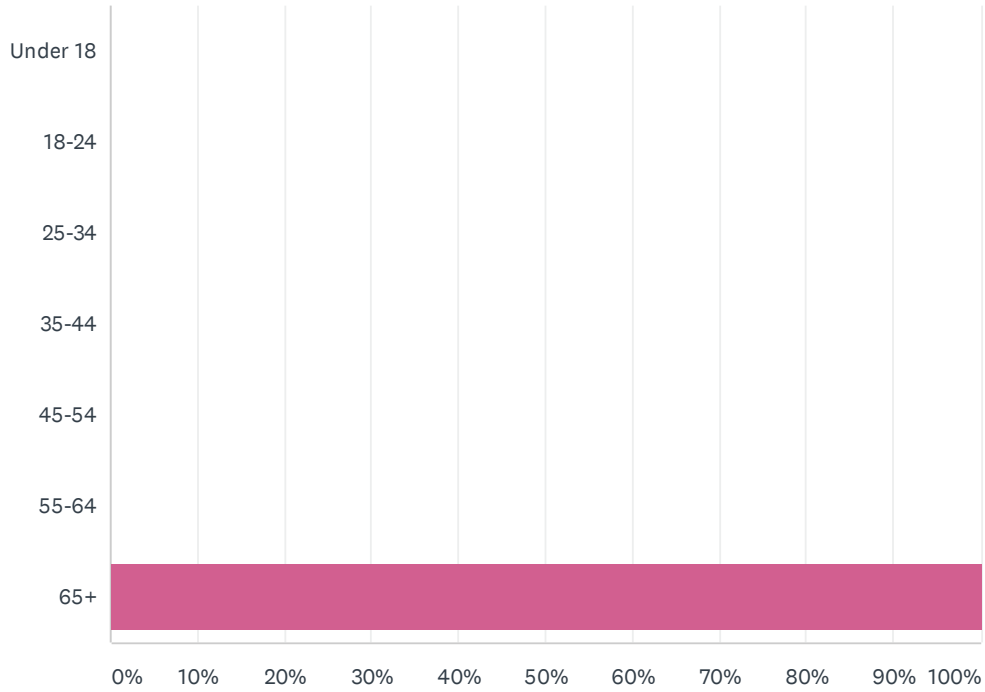


Q1 Age

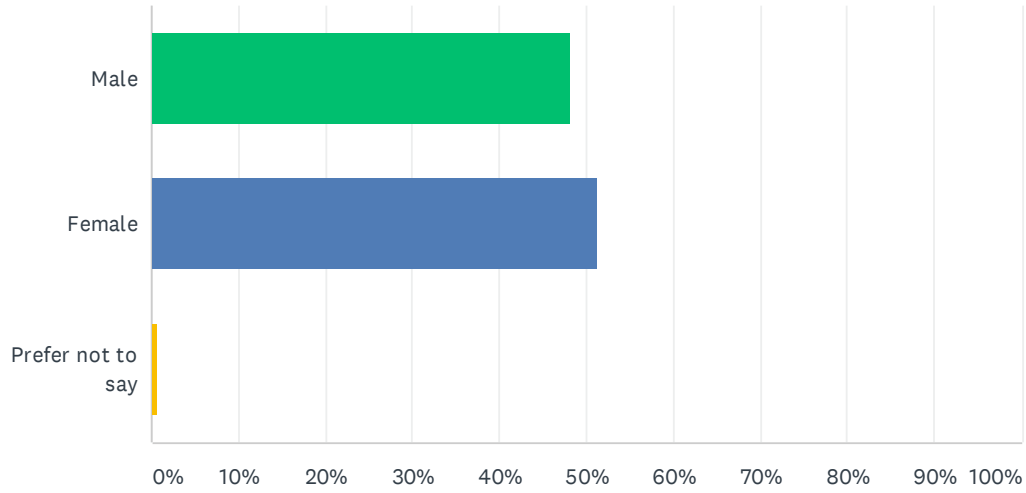
Answered: 314 Skipped: 0



ANSWER CHOICES	RESPONSES
Under 18	0.00% 0
18-24	0.00% 0
25-34	0.00% 0
35-44	0.00% 0
45-54	0.00% 0
55-64	0.00% 0
65+	100.00% 314
TOTAL	314

Q2 Gender

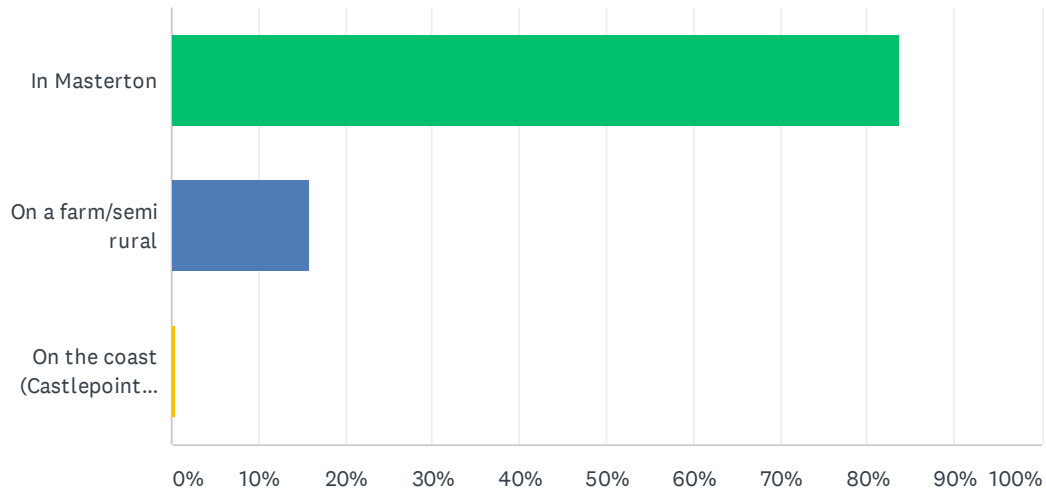
Answered: 314 Skipped: 0



ANSWER CHOICES	RESPONSES	
Male	48.09%	151
Female	51.27%	161
Prefer not to say	0.64%	2
Total Respondents: 314		

Q3 Location

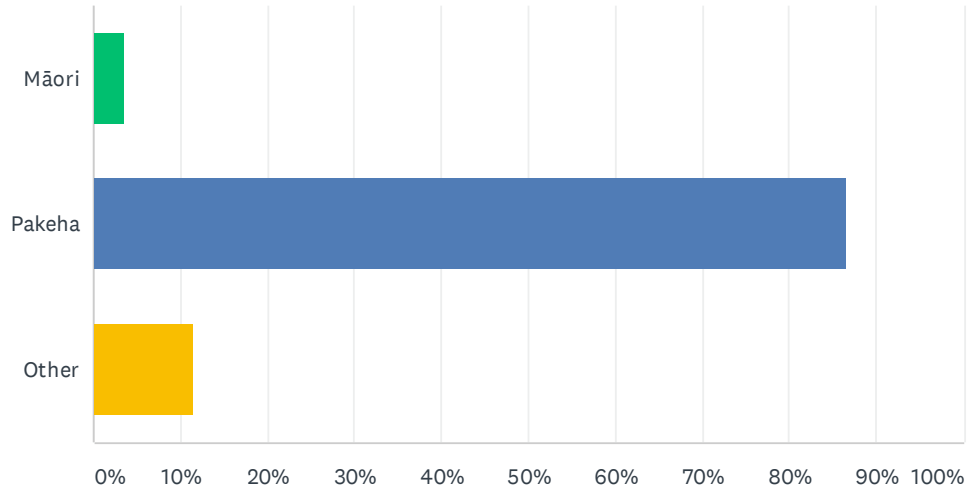
Answered: 314 Skipped: 0



ANSWER CHOICES	RESPONSES	
In Masterton	83.76%	263
On a farm/semi rural	15.92%	50
On the coast (Castlepoint/Riversdale)	0.32%	1
Total Respondents: 314		

Q4 Ethnicity

Answered: 314 Skipped: 0



ANSWER CHOICES	RESPONSES	
Māori	3.50%	11
Pakeha	86.62%	272
Other	11.46%	36
Total Respondents: 314		

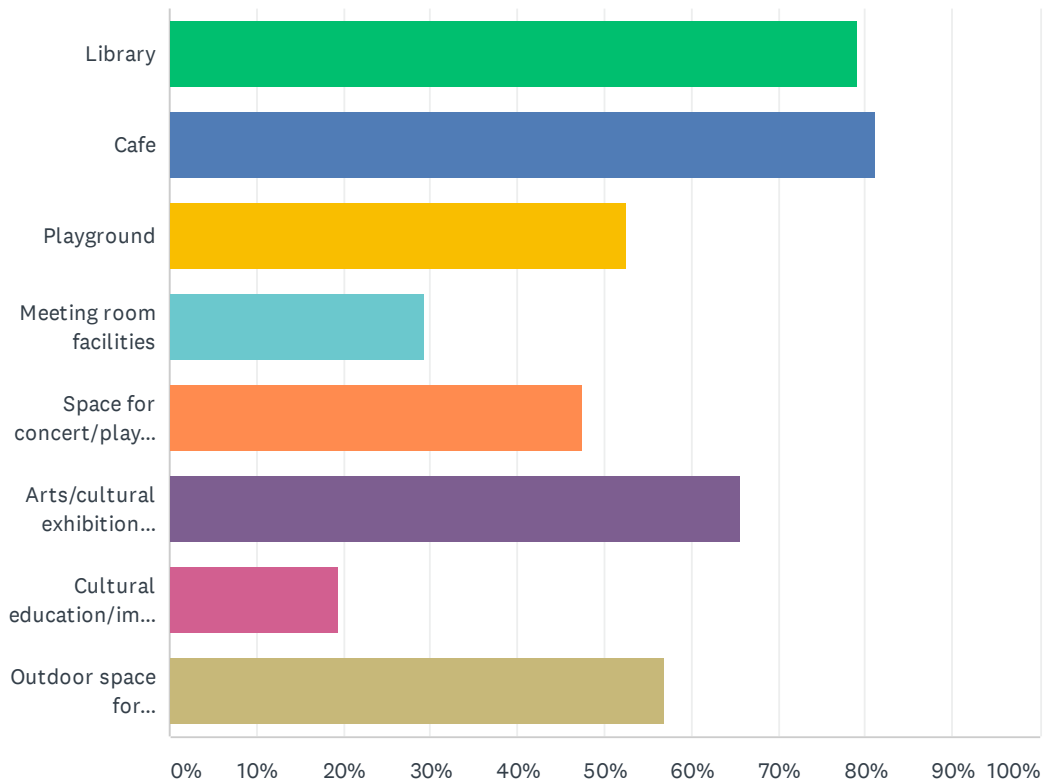
Q5 If you would like to be kept updated on this project, and other Council activities, please provide your email address.

Answered: 123 Skipped: 191

ANSWER CHOICES	RESPONSES	
Name	0.00%	0
Company	0.00%	0
Address	0.00%	0
Address 2	0.00%	0
City/Town	0.00%	0
State/Province	0.00%	0
ZIP/Postal Code	0.00%	0
Country	0.00%	0
Email Address	100.00%	123
Phone Number	0.00%	0

**Q6 Have you used or visited any of the following in the last 12 months?
Check the box next to each one that you have used or visited.**

Answered: 314 Skipped: 0



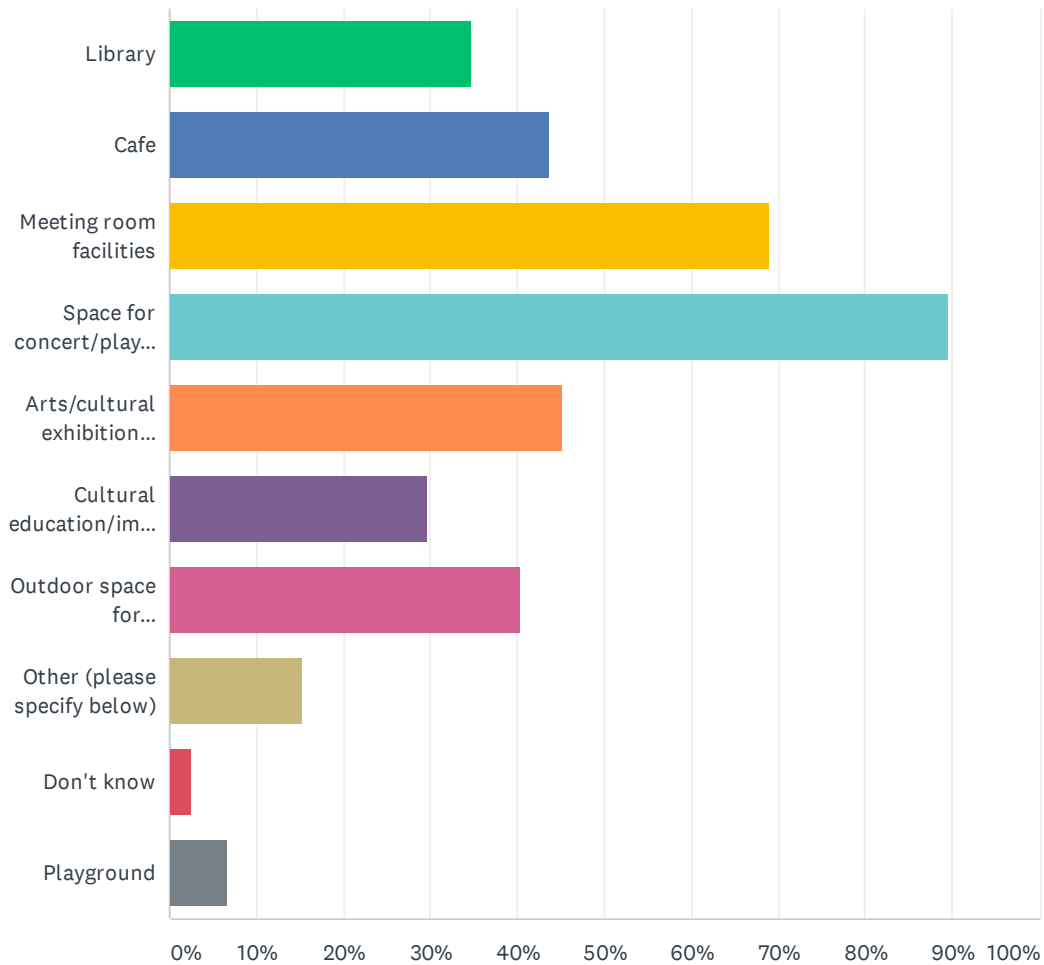
ANSWER CHOICES	RESPONSES	
Library	78.98%	248
Cafe	81.21%	255
Playground	52.55%	165
Meeting room facilities	29.30%	92
Space for concert/plays/arts and cultural events	47.45%	149
Arts/cultural exhibition space	65.61%	206
Cultural education/immersion	19.43%	61
Outdoor space for relaxation/music	57.01%	179
Total Respondents: 314		

Q7 If you have said yes to any above, please name the facility/facilities below

Answered: 220 Skipped: 94

Q8 If Masterton is to invest in a new multi-purpose facility, which of the following do you think should be part of the facility? Tick all that apply.

Answered: 314 Skipped: 0



Shared Community Spaces - Bringing Masterton Together

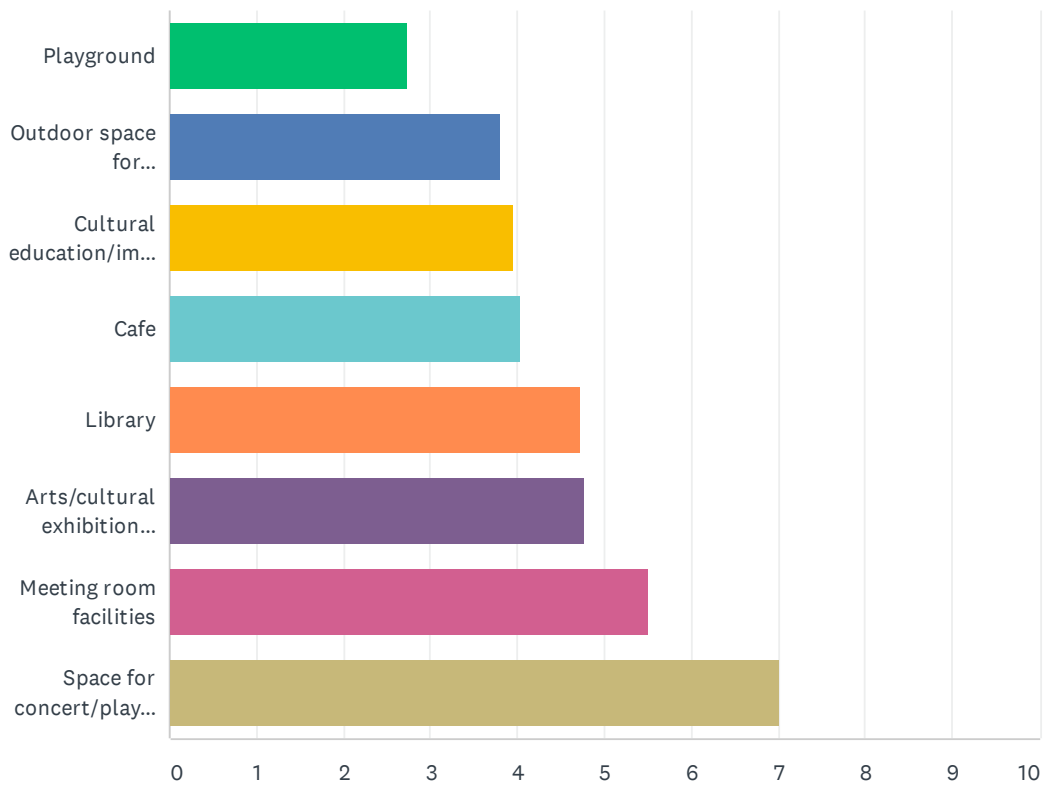
ANSWER CHOICES	RESPONSES	
Library	34.71%	109
Cafe	43.63%	137
Meeting room facilities	69.11%	217
Space for concert/plays/arts and cultural events	89.49%	281
Arts/cultural exhibition space	45.22%	142
Cultural education/immersion	29.62%	93
Outdoor space for relaxation/music	40.45%	127
Other (please specify below)	15.29%	48
Don't know	2.55%	8
Playground	6.69%	21
Total Respondents: 314		

Q9 Please write any other things not listed above that you would like to see in the space.

Answered: 117 Skipped: 197

Q10 If Masterton is to invest in a multi-purpose facility, please rank the following amenities on a scale of 1 to 8, where 1 is 'very Important and 8 is 'least important'. You can drag and drop or pick the number.

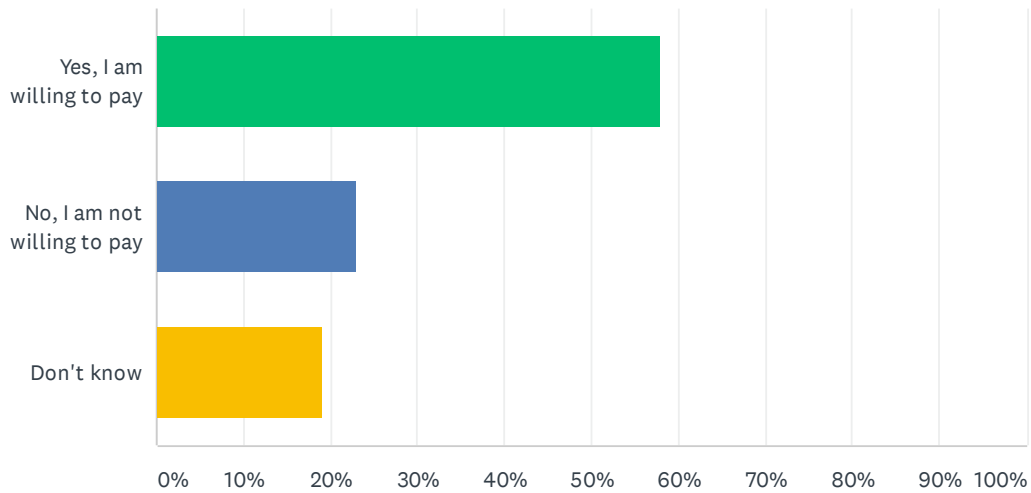
Answered: 298 Skipped: 16



	1	2	3	4	5	6	7	8	TOTAL	SCORE
Playground	0.76% 2	5.30% 14	8.71% 23	8.33% 22	4.92% 13	11.74% 31	22.35% 59	37.88% 100	264	2.75
Outdoor space for relaxation/music	2.25% 6	7.49% 20	12.36% 33	12.73% 34	19.85% 53	16.10% 43	16.10% 43	13.11% 35	267	3.81
Cultural education/immersion	1.85% 5	8.15% 22	12.96% 35	15.56% 42	17.41% 47	17.41% 47	19.63% 53	7.04% 19	270	3.96
Cafe	4.07% 11	9.63% 26	14.44% 39	12.22% 33	17.78% 48	15.56% 42	12.22% 33	14.07% 38	270	4.04
Library	17.54% 47	15.30% 41	11.57% 31	9.70% 26	9.33% 25	10.45% 28	12.31% 33	13.81% 37	268	4.72
Arts/cultural exhibition space	3.53% 10	19.79% 56	18.02% 51	14.49% 41	14.13% 40	16.25% 46	9.19% 26	4.59% 13	283	4.76
Meeting room facilities	7.02% 20	27.37% 78	20.00% 57	22.81% 65	8.42% 24	8.07% 23	4.56% 13	1.75% 5	285	5.51
Space for concert/plays/arts and cultural events	67.01% 197	11.22% 33	5.44% 16	4.08% 12	5.78% 17	1.36% 4	1.36% 4	3.74% 11	294	7.01

Q11 Would you be willing for your household to pay an additional \$200 a year in rates, for the next 20 years, for such a multi-purpose facility?

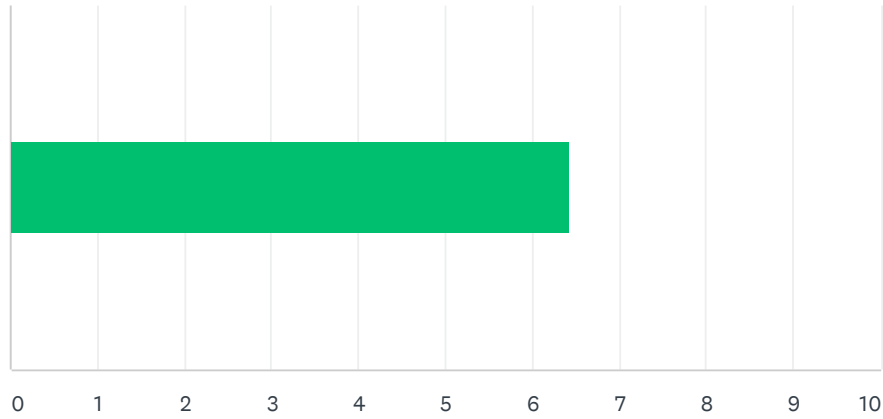
Answered: 314 Skipped: 0



ANSWER CHOICES	RESPONSES	
Yes, I am willing to pay	57.96%	182
No, I am not willing to pay	22.93%	72
Don't know	19.11%	60
TOTAL		314

Q12 On a scale of 1 to 10, where 1 is 'not important at all' and 10 is 'very important', how would you rate the importance of the facade to you.

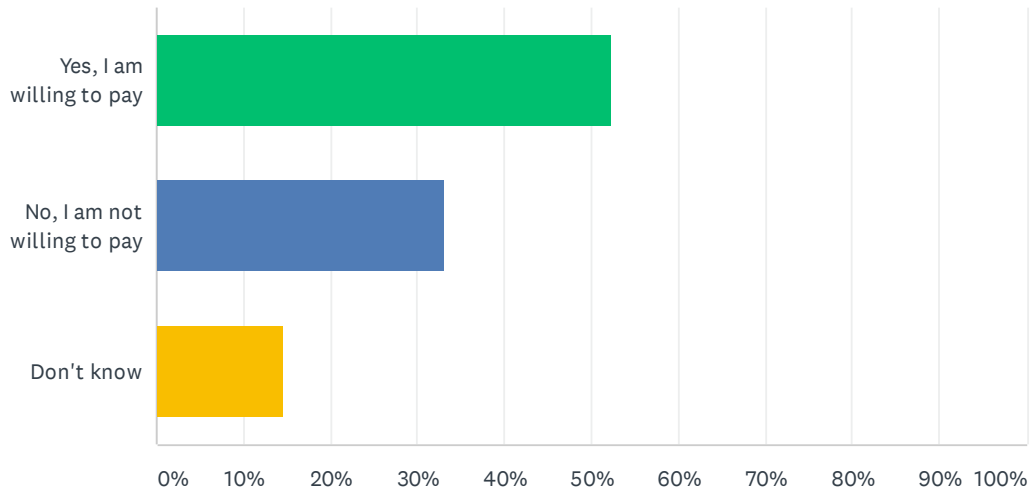
Answered: 314 Skipped: 0



ANSWER CHOICES	AVERAGE NUMBER	TOTAL NUMBER	RESPONSES
	6	2,018	314
Total Respondents: 314			

Q13 Would you be willing to pay to keep the facade?

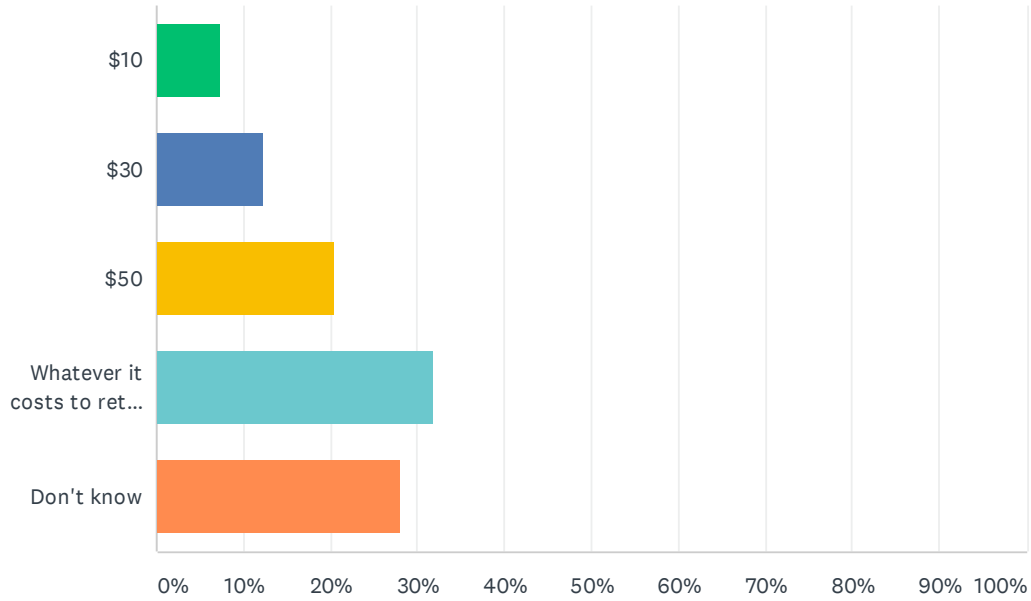
Answered: 314 Skipped: 0



ANSWER CHOICES	RESPONSES	
Yes, I am willing to pay	52.23%	164
No, I am not willing to pay	33.12%	104
Don't know	14.65%	46
TOTAL		314

Q14 If yes, how much would you be willing to pay (each year) for the facade to be retained?

Answered: 204 Skipped: 110



ANSWER CHOICES	RESPONSES	
\$10	7.35%	15
\$30	12.25%	25
\$50	20.59%	42
Whatever it costs to retain it	31.86%	65
Don't know	27.94%	57
TOTAL		204